



Team Profile for:

Thee Place

Nassau A - Fall 2011

Overall Record
59 ~ 172
25.5%

Home Record
42 ~ 84
33.3%

Record w/Advantage
38 ~ 79
32.5%

'01 Record
43 ~ 100
30.1%

Individual Games
30 ~ 80
27.3%

Away Record
17 ~ 88
16.2%

Record w/o Advantage
21 ~ 93
18.4%

Cricket Record
16 ~ 72
18.2%

Highest Checkout
112

Best Allstar Night
359

'01 Allstar Breakdown						
95-99	100-119	120-139	140-159	160-177	171	180
9	26	4	3	0	0	0

'01 Allstar Total
4446

Highest Open
112

Avg. Allstar Night
118.4

Cricket Allstar Breakdown										
C3	C4	C5	C6	R6	R7	R8	R9	C3+Trip	C4+Trip	
5	0	0	0	2	2	0	0	0	0	

Cricket Allstar Total
1120

Roster and Records

Name	MVP Pts.	Matches	Overall Record & Allstars	'01 Record & Allstars	Cricket Record & Allstars	Best Open / Checkout / Night / Avg Night
Harry Maione	845.1	9	16 - 39 (29.1%) 1530	12 - 21 (36.4%) 1150	4 - 18 (18.2%) 380	112 / / 332 / 170.0
Paul Aragona	790.6	11	17 - 42 (28.8%) 1269	12 - 27 (30.8%) 1149	5 - 15 (25.0%) 120	/ / 301 / 115.4
Joe	382.1	1	4 - 3 (57.1%) 100	3 - 2 (60.0%) 100	1 - 1 (50.0%) 0	/ / 100 / 100.0
Mike Minero	379.7	4	5 - 13 (27.8%) 737	4 - 7 (36.4%) 737	1 - 6 (14.3%) 0	106 / / 305 / 184.3
Rob Duarte	201.0	7	9 - 28 (24.3%) 929	6 - 14 (30.0%) 669	3 - 14 (17.6%) 260	/ / 359 / 132.7
Mike Judge	100.0	1	1 - 2 (33.3%)	1 - 2 (33.3%) 0	0 - 0 (0.0%) 0	/ / / 0.0
Keith Giralowski	92.4	3	2 - 7 (22.2%) 416	1 - 3 (25.0%) 296	1 - 4 (20.0%) 120	100 / / 196 / 138.7
Jared Gurman	0.0		- ()	- ()	- ()	/ / /
Owen Shea	0.0		- ()	- ()	- ()	/ / /
Steve B	-1.4	3	3 - 11 (21.4%) 460	2 - 7 (22.2%) 220	1 - 4 (20.0%) 240	/ / 245 / 153.3
Kiki "Bartender"	-50.0	1	0 - 2 (0.0%)	0 - 1 (0.0%) 0	0 - 1 (0.0%) 0	/ / / 0.0

Detailed Stats per Game Type

301 Game Stats				
Overall	With Advantage	Without Advantage	Home	Away
7 - 15 31.8%	5 - 6 45.5%	2 - 9 18.2%	5 - 7 41.7%	2 - 8 20.0%
398	200	198	98	300
Average	Breakdown of High Rounds			
0.0	95-99	100-119	120-139	140-159
In Wins / In Losses	1 / 3	0 / 0	0 / 0	0 / 0
0.0 / 0.0	Best Game	Best Checkout	Best Open	
		0	0	

401 Game Stats				
Overall	With Advantage	Without Advantage	Home	Away
13 - 31 29.5%	6 - 16 27.3%	7 - 15 31.8%	9 - 15 37.5%	4 - 16 20.0%
2061	1067	994	1373	688
Average	Breakdown of High Rounds			
0.0	95-99	100-119	120-139	140-159
In Wins / In Losses	3 / 12	2 / 2	0 / 0	0 / 0
0.0 / 0.0	Best Game	Best Checkout	Best Open	
		0	0	

501 Game Stats				
Overall	With Advantage	Without Advantage	Home	Away
14 - 30 31.8%	6 - 16 27.3%	8 - 14 36.4%	6 - 12 25.0%	8 - 12 40.0%
949	752	197	390	559
Average	Breakdown of High Rounds			
0.0	95-99	100-119	120-139	140-159
In Wins / In Losses	3 / 4	2 / 0	0 / 0	0 / 0
0.0 / 0.0	Best Game	Best Checkout	Best Open	
		0	112	

601 Game Stats				
Overall	With Advantage	Without Advantage	Home	Away
9 - 24 27.3%	9 - 9 50.0%	0 - 15 0.0%	9 - 9 50.0%	0 - 15 0.0%
1038	592	446	592	446
Average	Breakdown of High Rounds			
0.0	95-99	100-119	120-139	140-159
In Wins / In Losses	2 / 7	0 / 1	0 / 0	0 / 0
0.0 / 0.0	Best Game	Best Checkout	Best Open	
		0	106	

Singles Cricket				
Overall	With Advantage	Without Advantage	Home	Away
10 - 34 22.7%	6 - 16 22.7%	4 - 18 18.2%	7 - 17 29.2%	3 - 17 16.2%
860	240	620	380	480
Avg. Allstar	Breakdown of High Rounds			
19.5	R6	R7	R8	R9
In Wins / In Losses	2 / 1	0 / 0	4 / 0	0 / 0
48.0 / 11.2	C3+Trip's	Best Allstar Game	C4+Trip's	
	0	140	0	

Doubles Cricket				
Overall	With Advantage	Without Advantage	Home	Away
6 - 38 13.6%	2 - 4 33.3%	0 - 6 0.0%	2 - 5 28.6%	0 - 5 0.0%
260	0	0	0	0
Avg. Allstar	Breakdown of High Rounds			
5.9	R6	R7	R8	R9
In Wins / In Losses	0 / 1	0 / 0	1 / 0	0 / 0
0.0 / 6.8	C3+Trip's	Best Allstar Game	C4+Trip's	
	0	140	0	

All Cricket Games				
Overall	With Advantage	Without Advantage	Home	Away
16 - 72 18.2%	12 - 32 27.3%	4 - 40 9.1%	13 - 35 27.1%	3 - 37 7.5%
1120	360	760	500	620
Avg. Allstar	Breakdown of High Rounds			
12.7	R6	R7	R8	R9
In Wins / In Losses	2 / 2	0 / 0	5 / 0	0 / 0
30.0 / 8.9	C3+Trip's	Best Allstar Game	C4+Trip's	
	0	140	0	

All '01 Games				
Overall	With Advantage	Without Advantage	Home	Away
43 - 100 30.1%	26 - 47 35.6%	17 - 53 24.3%	29 - 49 37.2%	14 - 51 21.5%
4446	2611	1835	2453	1993
Avg. Allstar	Breakdown of High Rounds			
112	95-99	100-119	120-139	140-159
In Wins / In Losses	9 / 26	4 / 3	0 / 0	0 / 0
	Best Checkout	Best Open		
		112		

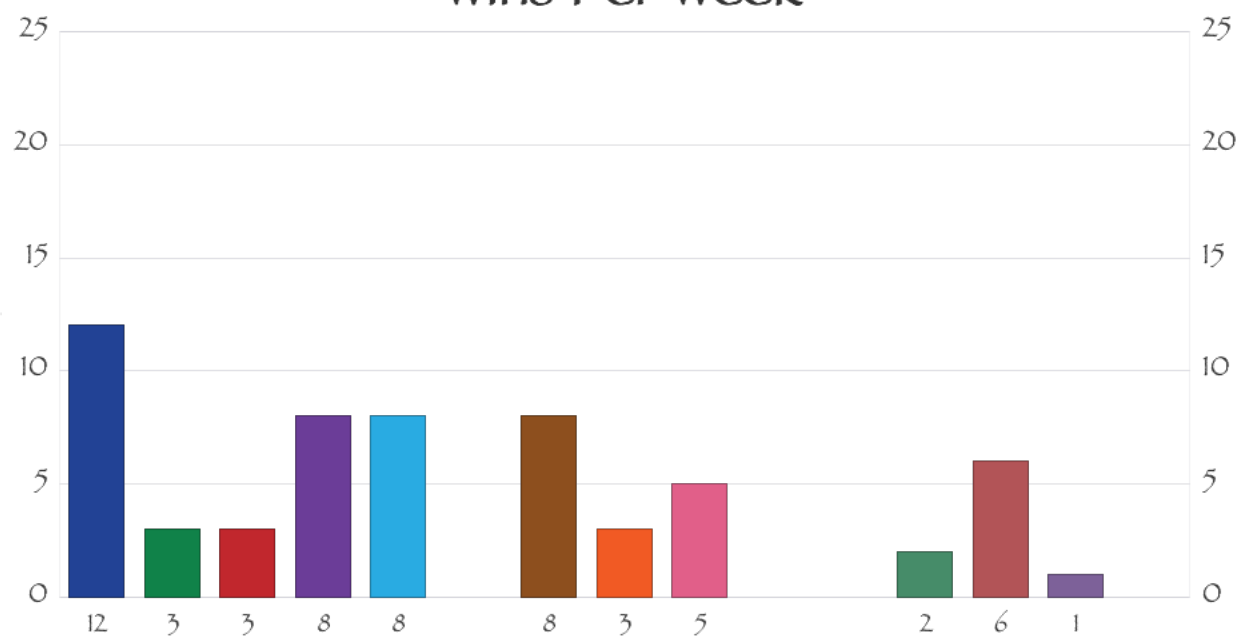


Team Profile for:

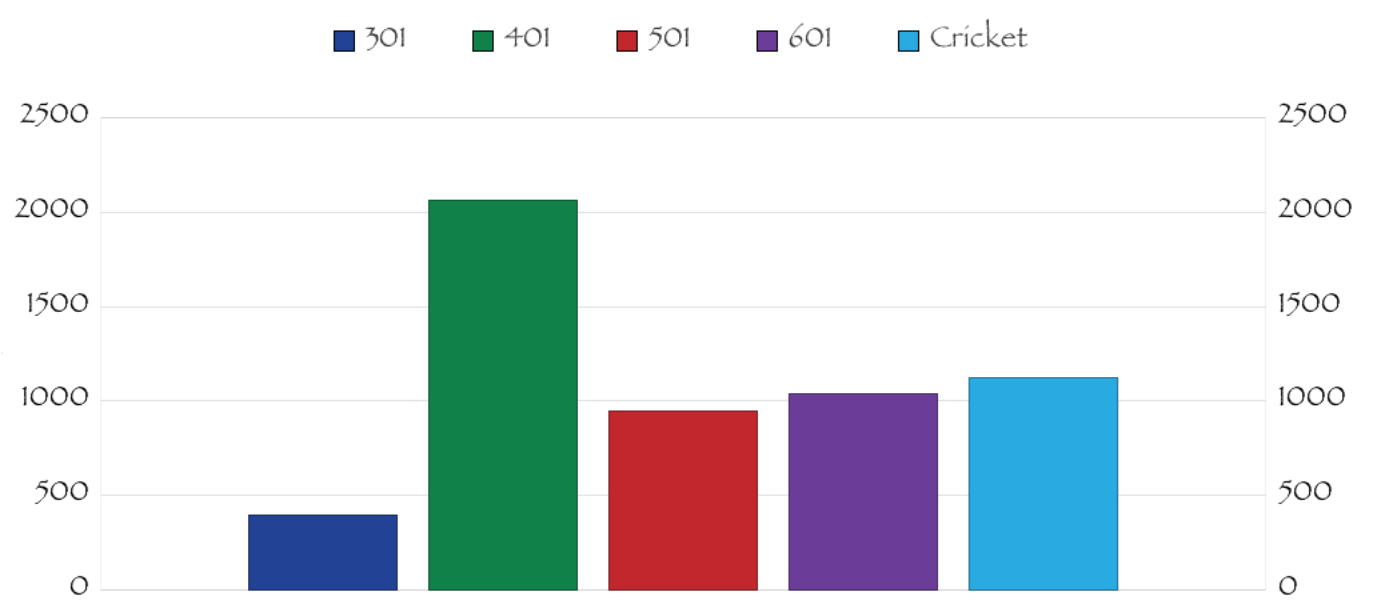
Thee Place

Nassau A - Fall 2011

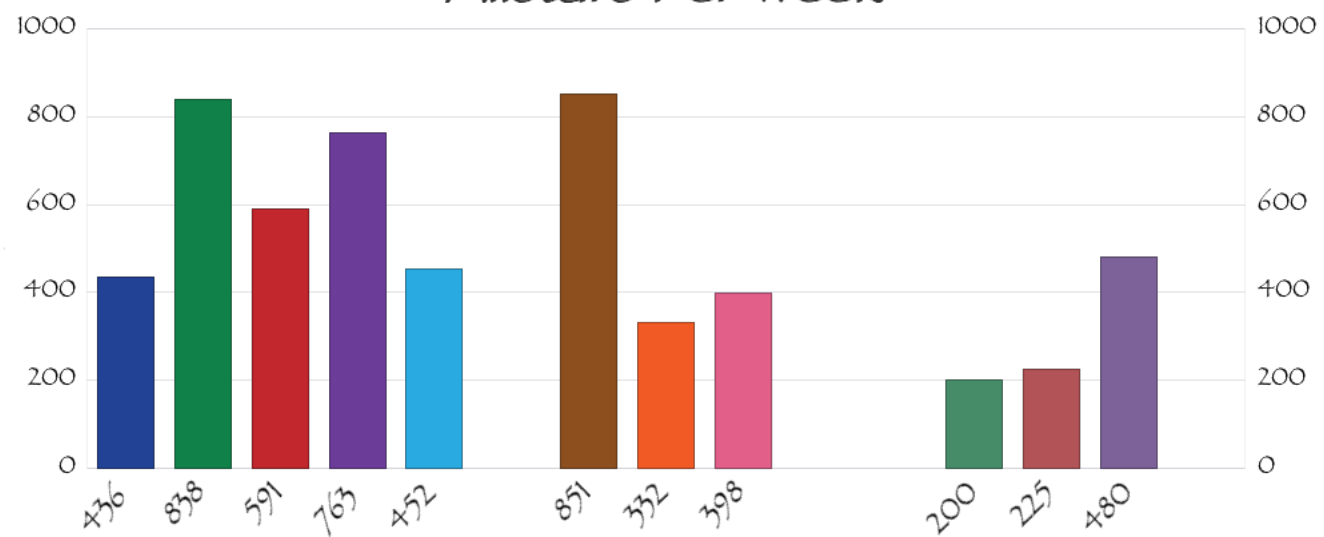
Wins Per Week



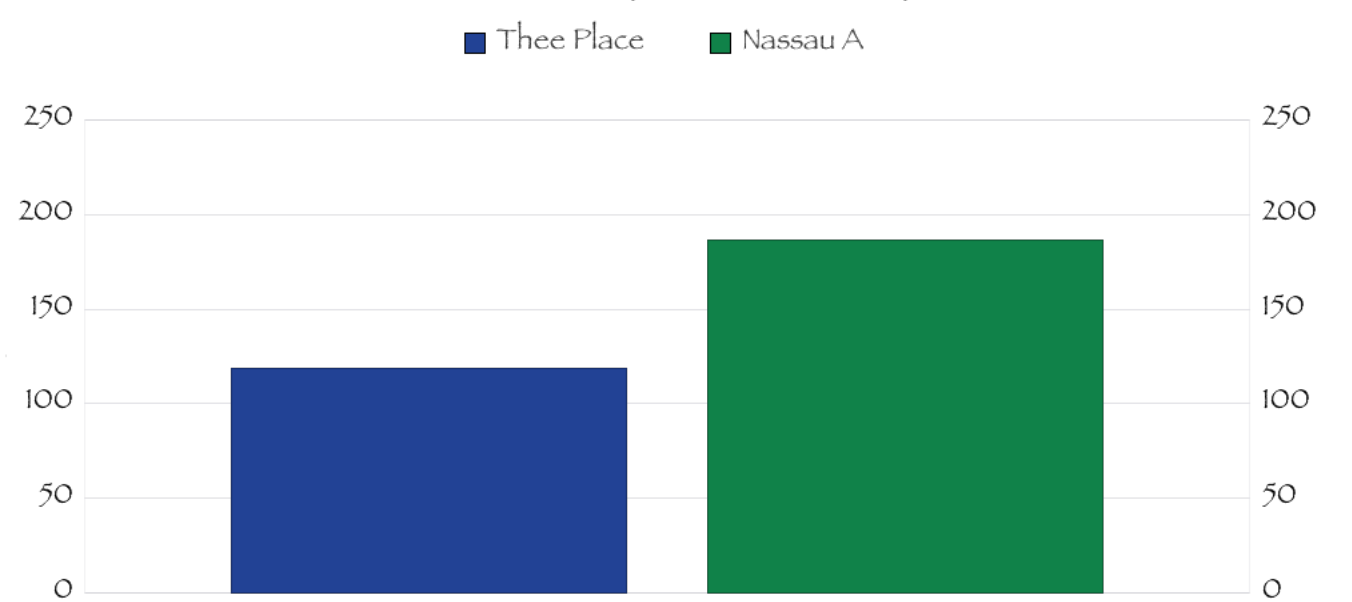
Total Allstars by Game Type



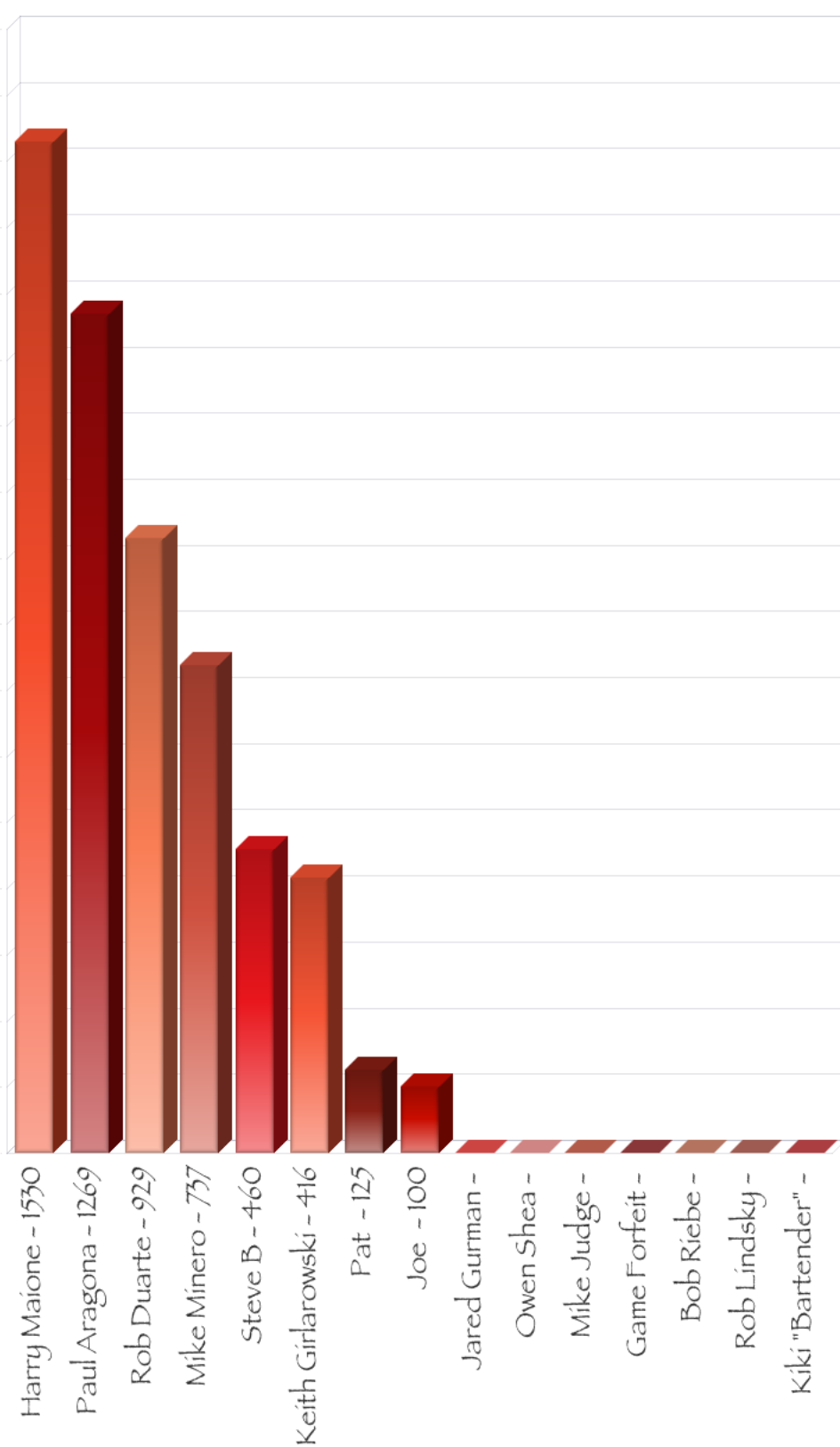
Allstars Per Week



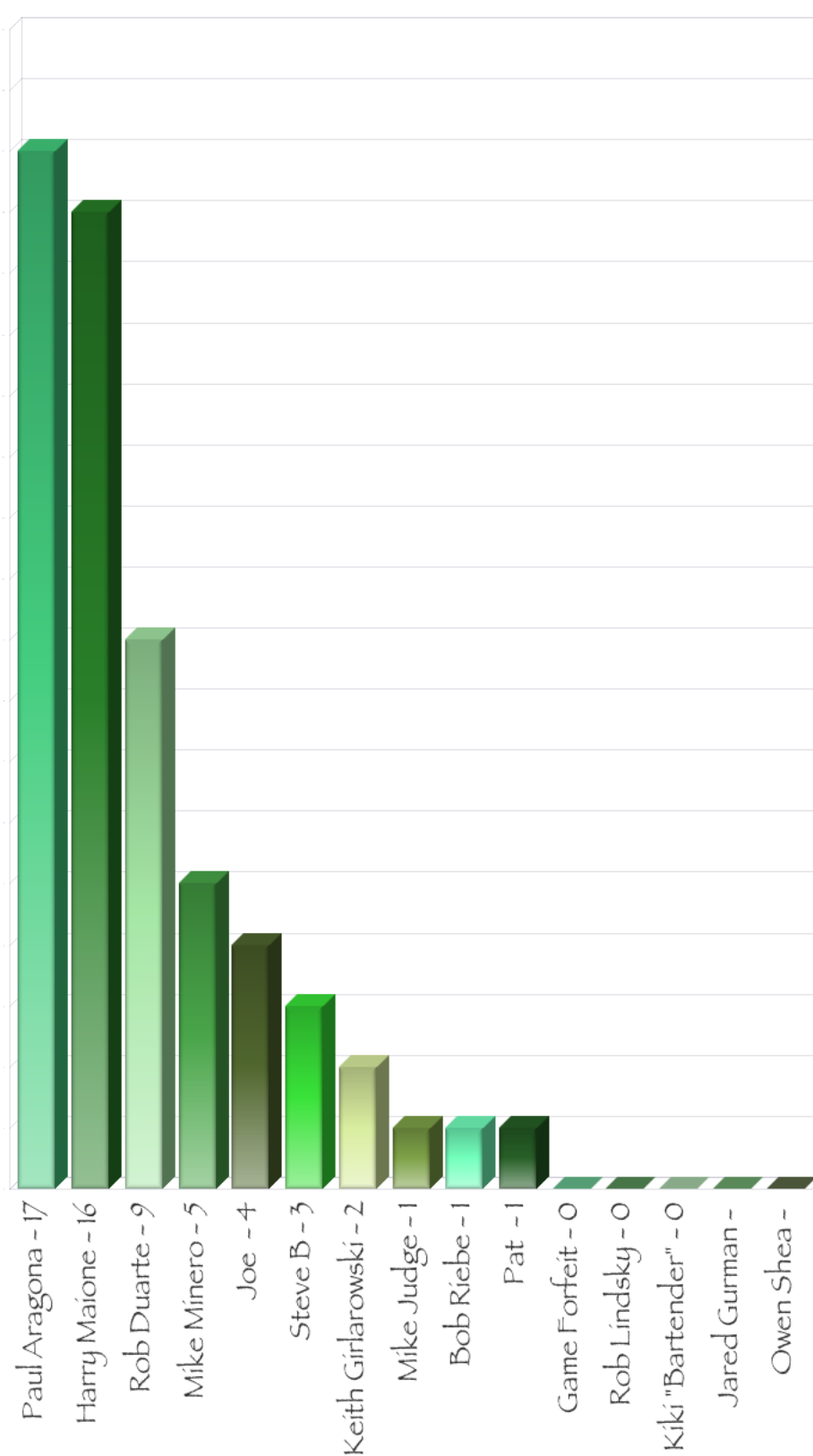
Average Allstars per Player per Night



Allstars by Player



Wins by Player



MVP Points by Player

