



Team Profile for:

Shackelton's #2

Nassau B - Fall 2011

Overall Record
155 ~ 139
52.7%

Home Record
79 ~ 68
53.7%

Record w/Advantage
82 ~ 65
55.8%

'01 Record
98 ~ 84
53.8%

Individual Games
58 ~ 82
41.4%

Away Record
76 ~ 71
51.7%

Record w/o Advantage
73 ~ 74
49.7%

Cricket Record
57 ~ 55
50.9%

Highest Checkout
100

Best Allstar Night
377

'01 Allstar Breakdown						
95-99	100-119	120-139	140-159	160-177	171	180
4	38	8	3	0	0	0

'01 Allstar Total
5627

Highest Open
100

Avg. Allstar Night
110.7

Cricket Allstar Breakdown										
C3	C4	C5	C6	R6	R7	R8	R9	C3+Trip	C4+Trip	
6	1	0	1	4	2	2	0	0	0	

Cricket Allstar Total
2120

Roster and Records

Name	MVP Pts.	Matches	Overall Record & Allstars	'01 Record & Allstars	Cricket Record & Allstars	Best Open / Checkout / Night / Avg Night
Victor Vitulli	6053.9	14	43 - 27 (61.4%) 2204	27 - 18 (60.0%) 1284	16 - 9 (64.0%) 920	100 / / 360 / 157.4
Anthony Zulic	4746.1	11	34 - 22 (60.7%) 1723	20 - 15 (57.1%) 1603	14 - 7 (66.7%) 120	/ / 227 / 156.6
Mike Vogt	3564.3	10	28 - 15 (65.1%) 905	15 - 8 (65.2%) 665	13 - 7 (65.0%) 240	/ / 225 / 90.5
Pat Doherty	1900.9	10	17 - 22 (43.6%) 977	12 - 12 (50.0%) 797	5 - 10 (33.3%) 180	/ / 377 / 97.7
Matt Greve	1732.2	14	16 - 24 (40.0%) 768	12 - 13 (48.0%) 508	4 - 11 (26.7%) 260	/ / 320 / 54.9
John	1506.8	8	14 - 20 (41.2%) 1170	9 - 13 (40.9%) 770	5 - 7 (41.7%) 400	/ / 350 / 146.3
Mario Calderon	100.0	1	2 - 3 (40.0%)	2 - 1 (66.7%) 0	0 - 2 (0.0%) 0	/ / / 0.0
Andrew	-100.0	2	1 - 6 (14.3%)	1 - 4 (20.0%) 0	0 - 2 (0.0%) 0	/ / / 0.0

Detailed Stats per Game Type

301 Game Stats				
Overall	With Advantage	Without Advantage	Home	Away
13 - 15	5 - 9	8 - 6	10 - 4	3 - 11
46.4%	35.7%	57.1%	71.4%	21.4%
520	420	100	320	200
Average	Breakdown of High Rounds			
0.0	95 - 99	100 - 119	120 - 139	140 - 159
In Wins / In Losses	0	4	1	0
0.0 / 0.0	Best Game		Best Open	
	0		0	

401 Game Stats				
Overall	With Advantage	Without Advantage	Home	Away
24 - 32	13 - 15	11 - 17	8 - 20	16 - 12
42.9%	46.4%	39.3%	28.6%	57.1%
2550	913	1637	780	1770
Average	Breakdown of High Rounds			
70.8	95 - 99	100 - 119	120 - 139	140 - 159
In Wins / In Losses	1	18	3	2
0.0 / 0.0	Best Game		Best Open	
	17		0	

501 Game Stats				
Overall	With Advantage	Without Advantage	Home	Away
28 - 28	16 - 12	12 - 16	10 - 10	18 - 10
50.0%	57.1%	42.9%	35.7%	64.3%
1619	894	725	790	829
Average	Breakdown of High Rounds			
0.0	95 - 99	100 - 119	120 - 139	140 - 159
In Wins / In Losses	1	10	3	1
0.0 / 0.0	Best Game		Best Open	
	0		100	

601 Game Stats				
Overall	With Advantage	Without Advantage	Home	Away
33 - 9	21 - 0	12 - 9	21 - 0	12 - 9
78.6%	100.0%	57.1%	100.0%	57.1%
938	297	641	297	641
Average	Breakdown of High Rounds			
0.0	95 - 99	100 - 119	120 - 139	140 - 159
In Wins / In Losses	2	6	1	0
0.0 / 0.0	Best Game		Best Open	
	0		0	

Singles Cricket				
Overall	With Advantage	Without Advantage	Home	Away
21 - 35	11 - 17	10 - 18	10 - 18	11 - 17
37.5%	37.5%	35.7%	35.7%	51.7%
1220	380	840	260	960
Avg. Allstar	Breakdown of High Rounds			
21.8	R6	R7	R8	R9
In Wins / In Losses	2	1	1	0
32.4 / 15.4	C3+Trip's		C4+Trip's	
	0		180	

Doubles Cricket				
Overall	With Advantage	Without Advantage	Home	Away
36 - 20	6 - 3	7 - 1	7 - 0	6 - 4
64.3%	66.7%	87.5%	100.0%	60.0%
900	0	0	0	0
Avg. Allstar	Breakdown of High Rounds			
16.1	R6	R7	R8	R9
In Wins / In Losses	2	1	1	0
25.0 / 0.0	C3+Trip's		C4+Trip's	
	0		280	

All Cricket Games				
Overall	With Advantage	Without Advantage	Home	Away
57 - 55	27 - 29	30 - 26	30 - 26	27 - 29
50.9%	48.2%	53.6%	53.6%	48.2%
2120	620	1500	800	1320
Avg. Allstar	Breakdown of High Rounds			
18.9	R6	R7	R8	R9
In Wins / In Losses	4	2	2	0
27.7 / 9.8	C3+Trip's		C4+Trip's	
	0		280	

All '01 Games				
Overall	With Advantage	Without Advantage	Home	Away
98 - 84	55 - 36	43 - 48	49 - 42	49 - 42
53.8%	60.4%	47.3%	53.8%	53.8%
5627	2524	3103	2187	3440
Avg. Allstar	Breakdown of High Rounds			
110.7	95 - 99	100 - 119	120 - 139	140 - 159
In Wins / In Losses	4	38	8	3
25.0 / 9.8	Best Checkout		Best Open	
	100			

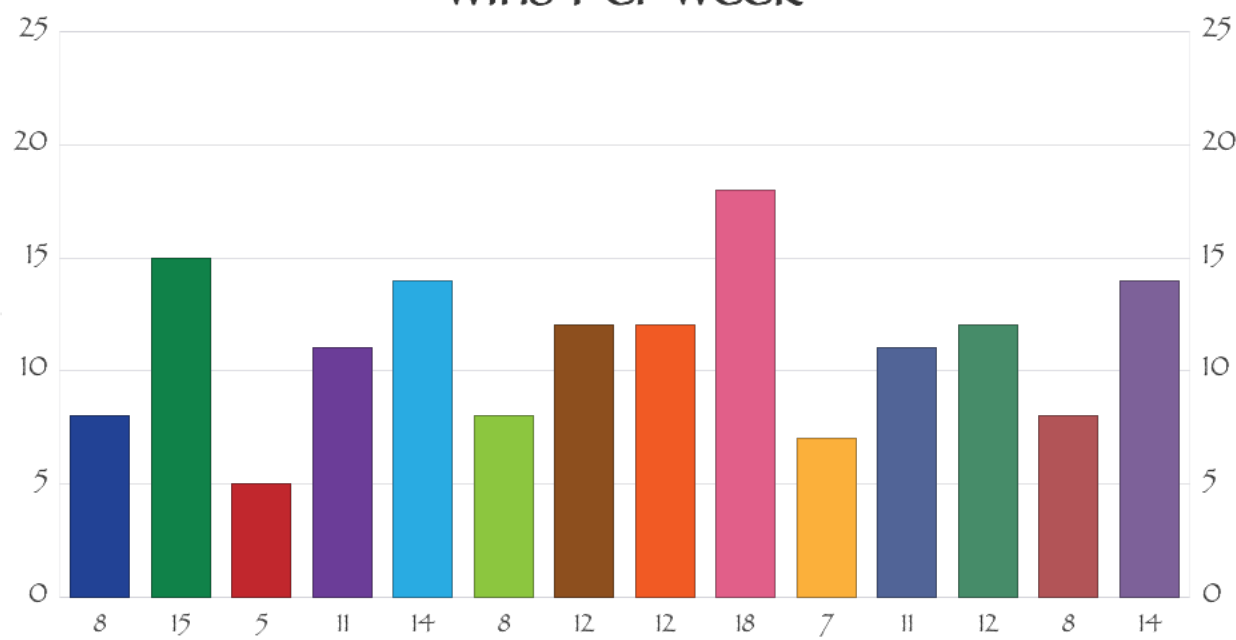


Team Profile for:

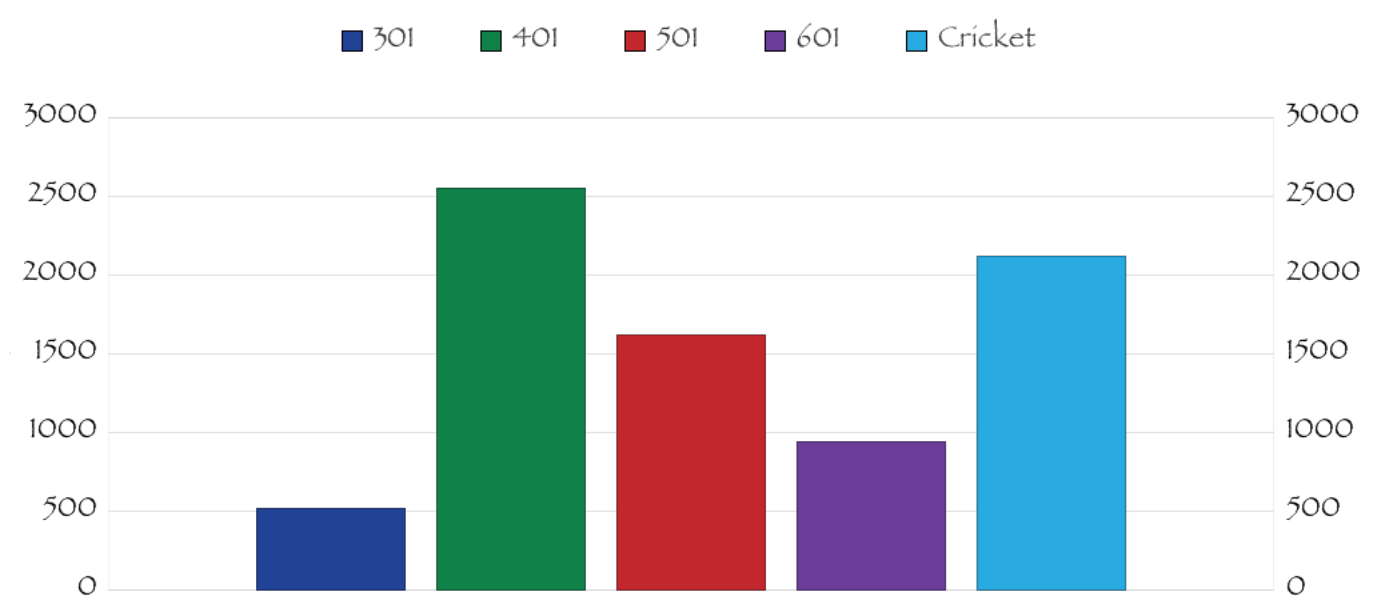
Shackelton's #2

Nassau B - Fall 2011

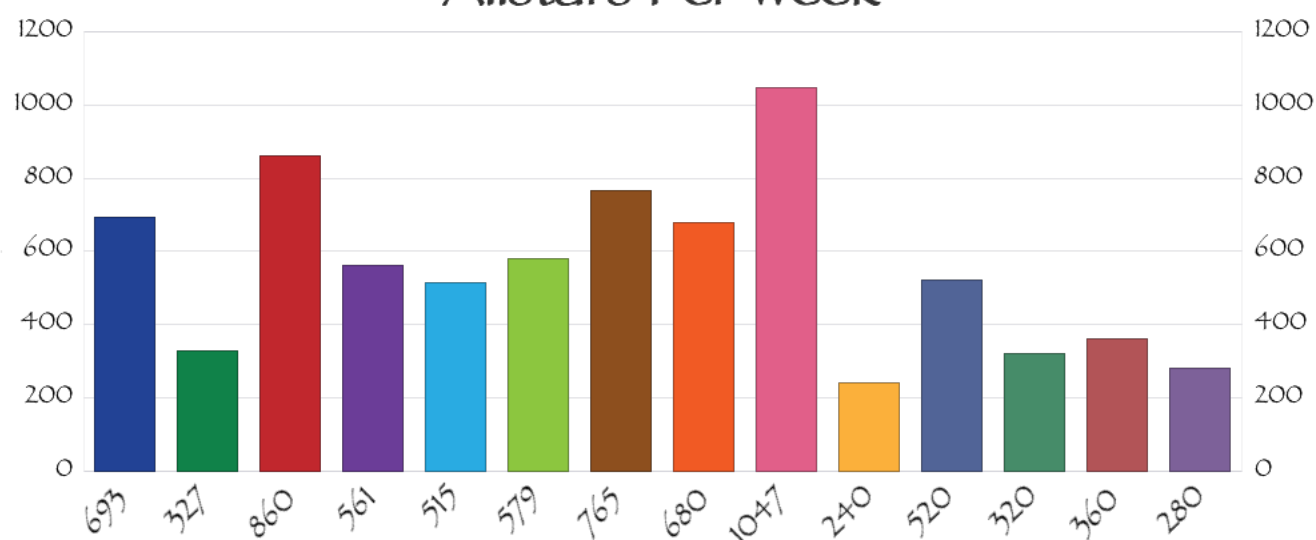
Wins Per Week



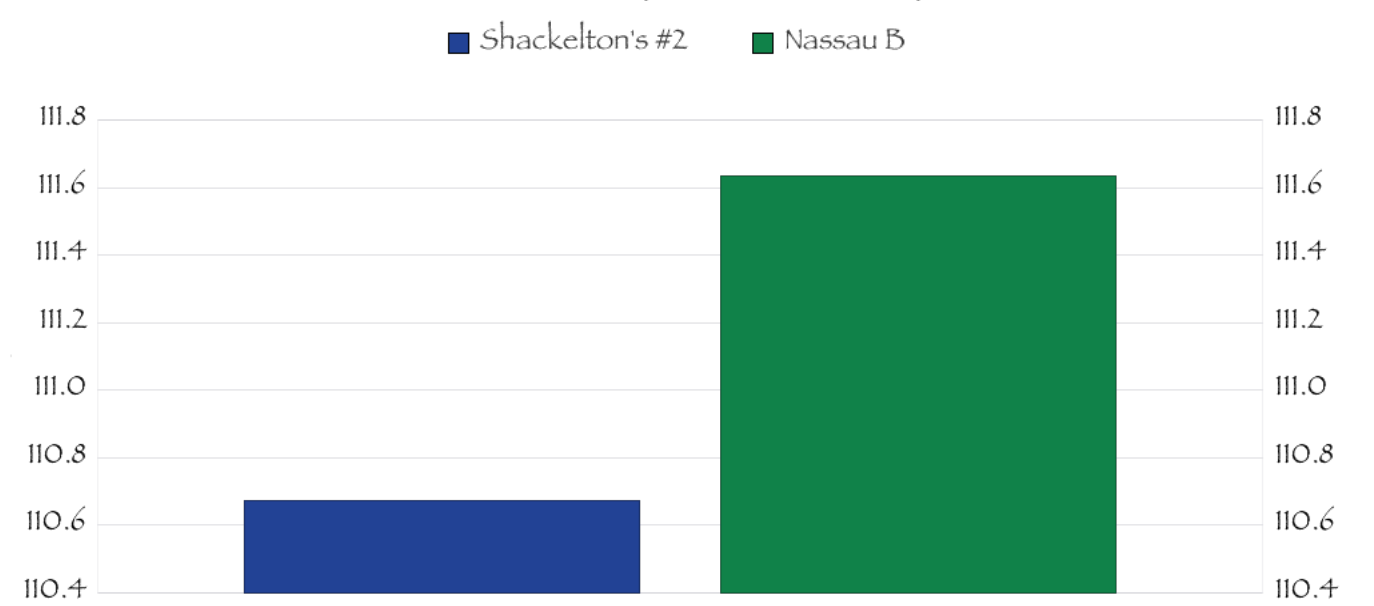
Total Allstars by Game Type



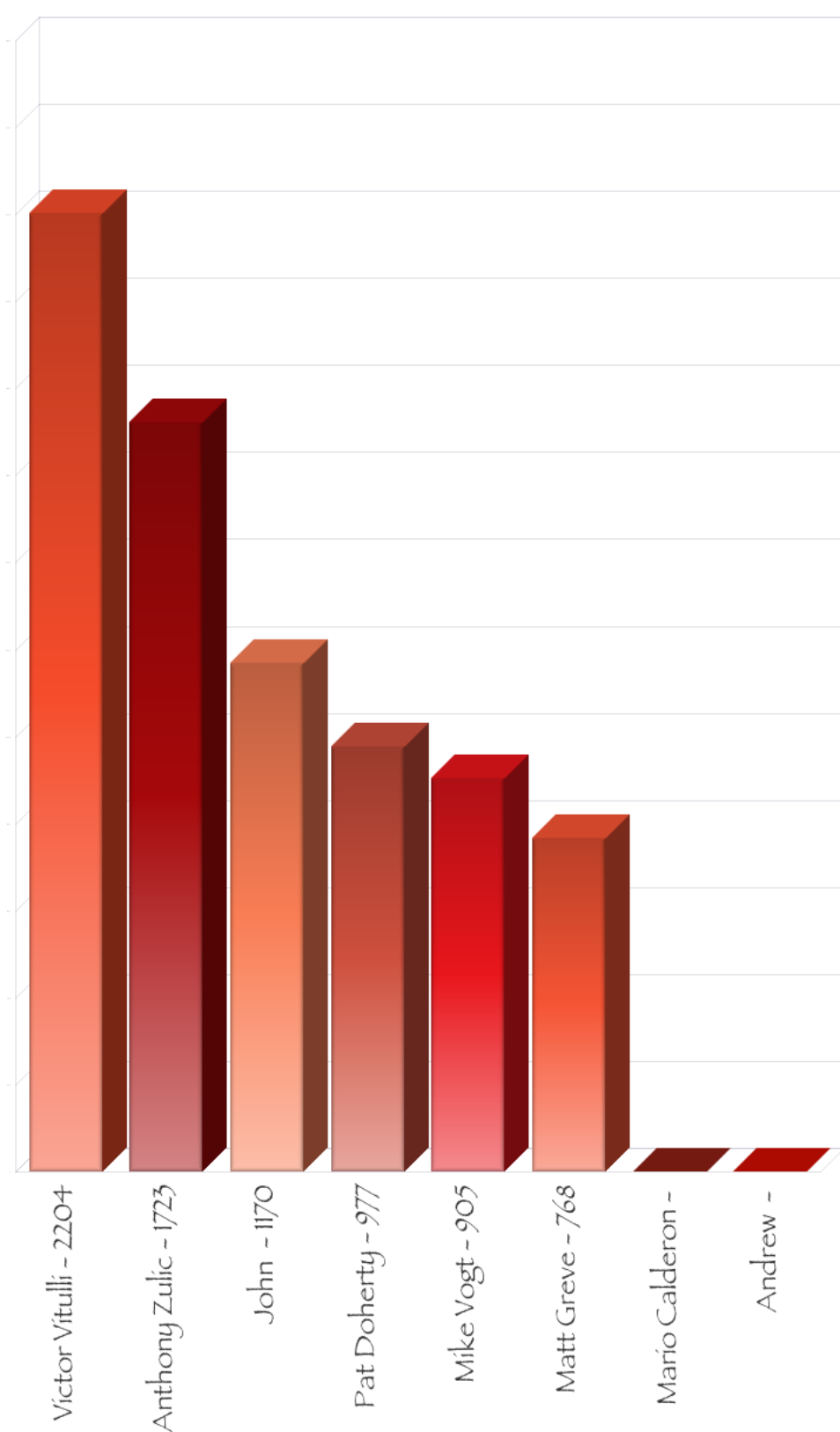
Allstars Per Week



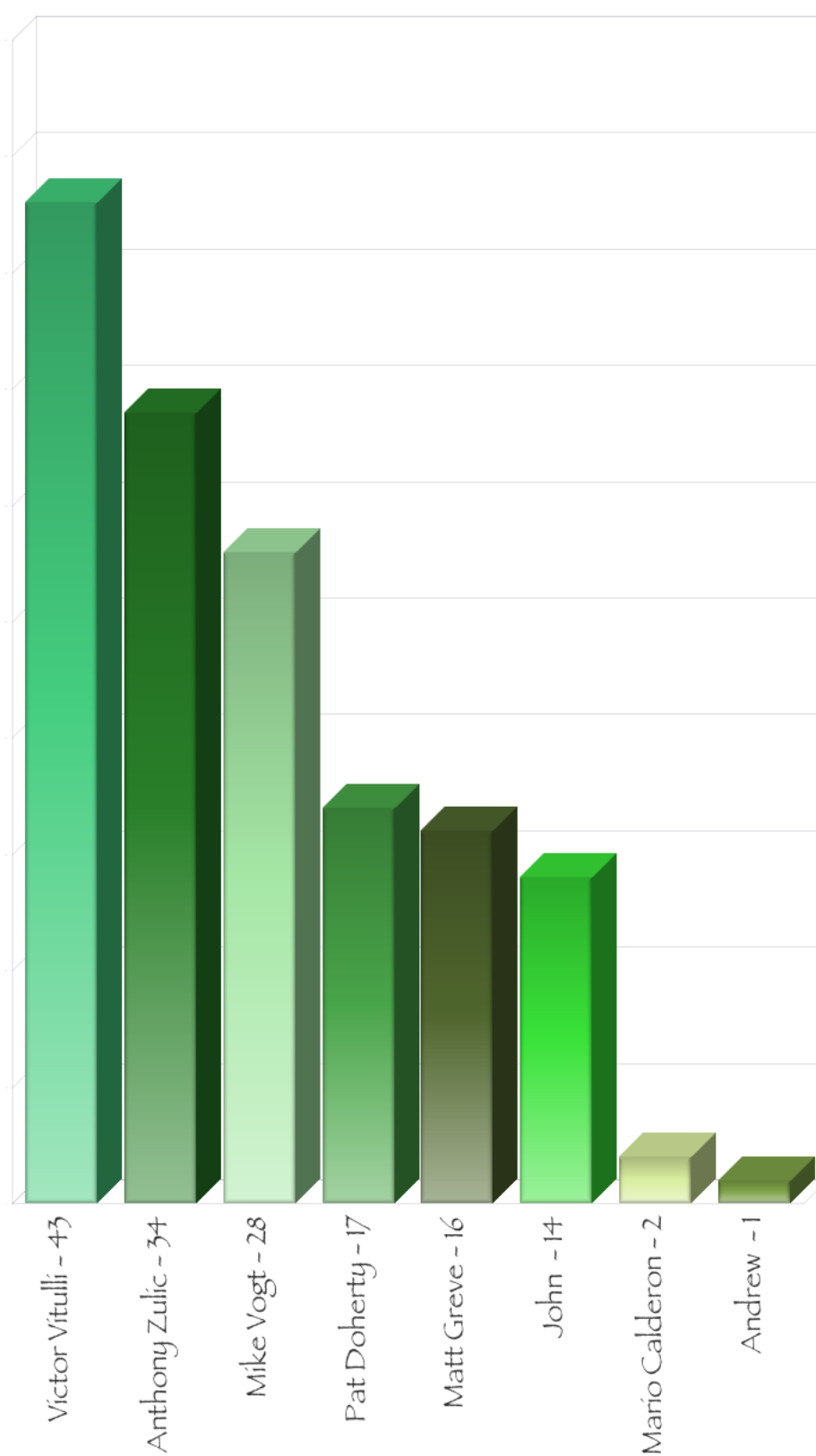
Average Allstars per Player per Night



Allstars by Player



Wins by Player



MVP Points by Player

