



# Team Profile for:

Pitz Stop

Nassau A - Fall 2011

**Overall Record**  
 160 - 95  
 62.7%

**Home Record**  
 97 - 50  
 66.0%

**Record w/Advantage**  
 86 - 43  
 66.7%

**'01 Record**  
 100 - 56  
 64.1%

**Individual Games**  
 76 - 44  
 63.3%

**Away Record**  
 61 - 44  
 58.1%

**Record w/o Advantage**  
 72 - 52  
 58.1%

**Cricket Record**  
 58 - 38  
 60.4%

**Highest Checkout**  
 98

**Best Allstar Night**  
 581

**'01 Allstar Breakdown**

95-99	100-119	120-139	140-159	160-177	171	180
7	45	8	7	1	0	0

**'01 Allstar Total**  
 7362

**Highest Open**  
 160

**Avg. Allstar Night**  
 193.5

**Cricket Allstar Breakdown**

C3	C4	C5	C6	R6	R7	R8	R9	C3+Trip	C4+Trip
16	0	0	0	8	14	0	1	0	0

**Cricket Allstar Total**  
 5020

## Roster and Records

Name	MVP Pts.	Matches	Overall Record & Allstars	'01 Record & Allstars	Cricket Record & Allstars	Best Open / Checkout / Night / Avg Night
Geoffrey Douglas	9664.1	12	51 - 13 ( 79.7% ) 4755	32 - 7 ( 82.1% ) 2855	19 - 6 ( 76.0% ) 1900	160 / / 581 / 396.3
Tommy Dunstatter	6870.8	11	41 - 16 ( 71.9% ) 3018	24 - 10 ( 70.6% ) 1778	17 - 6 ( 73.9% ) 1240	/ / 532 / 274.4
Roman Kevilly	4375.0	12	30 - 22 ( 57.7% ) 2340	18 - 13 ( 58.1% ) 1220	12 - 9 ( 57.1% ) 1120	122 / 98 / 545 / 195.0
Dave Fagin	1626.8	8	12 - 11 ( 52.2% ) 818	12 - 6 ( 66.7% ) 698	0 - 5 ( 0.0% ) 120	/ / 375 / 102.3
Warren Terry	1535.6	5	11 - 6 ( 64.7% ) 480	6 - 2 ( 75.0% ) 200	5 - 4 ( 55.6% ) 280	/ / 140 / 96.0
Tommy Holler	968.5	5	9 - 9 ( 50.0% ) 337	5 - 5 ( 50.0% ) 217	4 - 4 ( 50.0% ) 120	/ / 120 / 67.4
Theresa Dolan	228.5	7	3 - 9 ( 25.0% ) 114	3 - 9 ( 25.0% ) 114	0 - 0 ( 0.0% ) 0	114 / / 114 / 16.3
Johnny Holler	0.0		- ( )	- ( )	- ( )	/ / /
Bobby Bevers	0.0		- ( )	- ( )	- ( )	/ / /
Billy Byrnes	-10.0	3	1 - 7 ( 12.5% ) 520	0 - 3 ( 0.0% ) 280	1 - 4 ( 20.0% ) 240	/ / 520 / 173.3

## Detailed Stats per Game Type

**301 Game Stats**

Overall	With Advantage	Without Advantage	Home	Away														
16 - 8 66.7% 1118	9 - 3 75.0% 796	7 - 5 58.3% 322	8 - 6 57.1% 536	8 - 2 80.0% 582														
Average 64.5 In Wins / In Losses 64.5 / 0.0	Breakdown of High Rounds <table border="1"> <tr> <th>95-99</th> <th>100-119</th> <th>120-139</th> <th>140-159</th> <th>160-179</th> <th>171s</th> <th>180's</th> </tr> <tr> <td>0</td> <td>7</td> <td>2</td> <td>0</td> <td>1</td> <td>0</td> <td>0</td> </tr> </table> Best Game: 13, Best Checkout: 0, Best Open: 160				95-99	100-119	120-139	140-159	160-179	171s	180's	0	7	2	0	1	0	0
95-99	100-119	120-139	140-159	160-179	171s	180's												
0	7	2	0	1	0	0												

**401 Game Stats**

Overall	With Advantage	Without Advantage	Home	Away														
30 - 18 62.5% 2731	16 - 8 66.7% 1368	14 - 10 58.3% 1363	18 - 10 64.3% 1721	12 - 8 60.0% 1010														
Average 66.8 In Wins / In Losses 0.0 / 0.0	Breakdown of High Rounds <table border="1"> <tr> <th>95-99</th> <th>100-119</th> <th>120-139</th> <th>140-159</th> <th>160-179</th> <th>171s</th> <th>180's</th> </tr> <tr> <td>1</td> <td>18</td> <td>3</td> <td>3</td> <td>0</td> <td>0</td> <td>0</td> </tr> </table> Best Game: 18, Best Checkout: 0, Best Open: 0				95-99	100-119	120-139	140-159	160-179	171s	180's	1	18	3	3	0	0	0
95-99	100-119	120-139	140-159	160-179	171s	180's												
1	18	3	3	0	0	0												

**501 Game Stats**

Overall	With Advantage	Without Advantage	Home	Away														
30 - 18 62.5% 1905	14 - 10 58.3% 775	16 - 8 66.7% 1130	20 - 10 71.4% 869	10 - 10 50.0% 1036														
Average 0.0 In Wins / In Losses 0.0 / 0.0	Breakdown of High Rounds <table border="1"> <tr> <th>95-99</th> <th>100-119</th> <th>120-139</th> <th>140-159</th> <th>160-179</th> <th>171s</th> <th>180's</th> </tr> <tr> <td>3</td> <td>11</td> <td>3</td> <td>1</td> <td>0</td> <td>0</td> <td>0</td> </tr> </table> Best Game: 0, Best Checkout: 0, Best Open: 120				95-99	100-119	120-139	140-159	160-179	171s	180's	3	11	3	1	0	0	0
95-99	100-119	120-139	140-159	160-179	171s	180's												
3	11	3	1	0	0	0												

**601 Game Stats**

Overall	With Advantage	Without Advantage	Home	Away														
24 - 12 66.7% 1608	15 - 6 71.4% 888	9 - 6 60.0% 720	15 - 6 71.4% 888	9 - 6 60.0% 720														
Average 0.0 In Wins / In Losses 0.0 / 0.0	Breakdown of High Rounds <table border="1"> <tr> <th>95-99</th> <th>100-119</th> <th>120-139</th> <th>140-159</th> <th>160-179</th> <th>171s</th> <th>180's</th> </tr> <tr> <td>3</td> <td>9</td> <td>0</td> <td>3</td> <td>0</td> <td>0</td> <td>0</td> </tr> </table> Best Game: 98, Best Checkout: 0, Best Open: 0				95-99	100-119	120-139	140-159	160-179	171s	180's	3	9	0	3	0	0	0
95-99	100-119	120-139	140-159	160-179	171s	180's												
3	9	0	3	0	0	0												

**Singles Cricket**

Overall	With Advantage	Without Advantage	Home	Away																
30 - 18 62.5% 2960	16 - 8 62.5% 1940	14 - 10 58.3% 1020	18 - 10 64.3% 1800	12 - 8 58.1% 1160																
Avg. Allstar 61.7 In Wins / In Losses 70.0 / 47.8	Breakdown of High Rounds <table border="1"> <tr> <th>R6</th> <th>R7</th> <th>R8</th> <th>R9</th> <th>C3</th> <th>C4</th> <th>C5</th> <th>C6</th> </tr> <tr> <td>5</td> <td>7</td> <td>0</td> <td>1</td> <td>10</td> <td>0</td> <td>0</td> <td>0</td> </tr> </table> C3+Trip's: 0, Best Allstar Game: 300, C4+Trip's: 0				R6	R7	R8	R9	C3	C4	C5	C6	5	7	0	1	10	0	0	0
R6	R7	R8	R9	C3	C4	C5	C6													
5	7	0	1	10	0	0	0													

**Doubles Cricket**

Overall	With Advantage	Without Advantage	Home	Away																
28 - 20 58.3% 2060	1 - 1 50.0% 0	0 - 0 0.0% 0	0 - 0 0.0% 0	1 - 1 50.0% 0																
Avg. Allstar 42.9 In Wins / In Losses 56.4 / 24.0	Breakdown of High Rounds <table border="1"> <tr> <th>R6</th> <th>R7</th> <th>R8</th> <th>R9</th> <th>C3</th> <th>C4</th> <th>C5</th> <th>C6</th> </tr> <tr> <td>3</td> <td>7</td> <td>0</td> <td>0</td> <td>6</td> <td>0</td> <td>0</td> <td>0</td> </tr> </table> C3+Trip's: 0, Best Allstar Game: 280, C4+Trip's: 0				R6	R7	R8	R9	C3	C4	C5	C6	3	7	0	0	6	0	0	0
R6	R7	R8	R9	C3	C4	C5	C6													
3	7	0	0	6	0	0	0													

**All Cricket Games**

Overall	With Advantage	Without Advantage	Home	Away																
58 - 38 60.4% 5020	32 - 16 66.7% 3120	26 - 22 54.2% 1900	36 - 20 64.3% 2680	22 - 18 55.0% 2340																
Avg. Allstar 52.3 In Wins / In Losses 63.4 / 35.3	Breakdown of High Rounds <table border="1"> <tr> <th>R6</th> <th>R7</th> <th>R8</th> <th>R9</th> <th>C3</th> <th>C4</th> <th>C5</th> <th>C6</th> </tr> <tr> <td>8</td> <td>14</td> <td>0</td> <td>1</td> <td>16</td> <td>0</td> <td>0</td> <td>0</td> </tr> </table> C3+Trip's: 0, Best Allstar Game: 300, C4+Trip's: 0				R6	R7	R8	R9	C3	C4	C5	C6	8	14	0	1	16	0	0	0
R6	R7	R8	R9	C3	C4	C5	C6													
8	14	0	1	16	0	0	0													

**All '01 Games**

Overall	With Advantage	Without Advantage	Home	Away														
100 - 56 64.1% 7362	54 - 27 66.7% 3827	46 - 29 61.3% 3535	61 - 30 67.0% 4014	39 - 26 60.0% 3348														
Avg. Allstar 63.4 In Wins / In Losses 70.0 / 47.8	Breakdown of High Rounds <table border="1"> <tr> <th>95-99</th> <th>100-119</th> <th>120-139</th> <th>140-159</th> <th>160-179</th> <th>171s</th> <th>180's</th> </tr> <tr> <td>7</td> <td>45</td> <td>8</td> <td>7</td> <td>1</td> <td>0</td> <td>0</td> </tr> </table> Best Checkout: 98, Best Open: 160				95-99	100-119	120-139	140-159	160-179	171s	180's	7	45	8	7	1	0	0
95-99	100-119	120-139	140-159	160-179	171s	180's												
7	45	8	7	1	0	0												

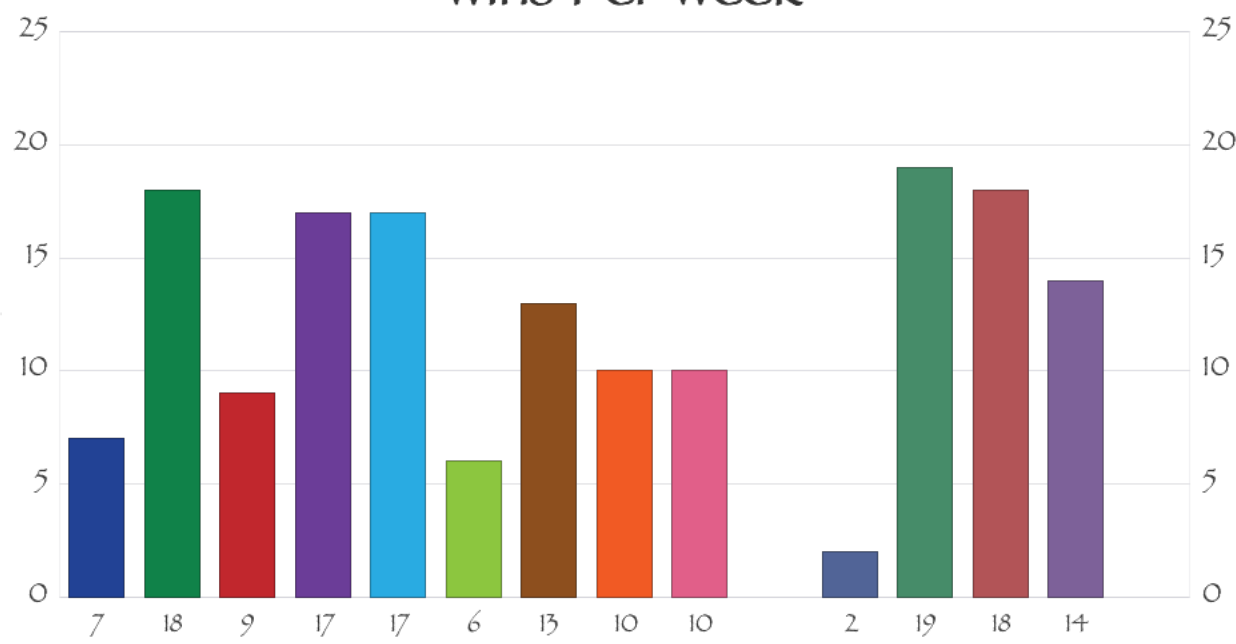


# Team Profile for:

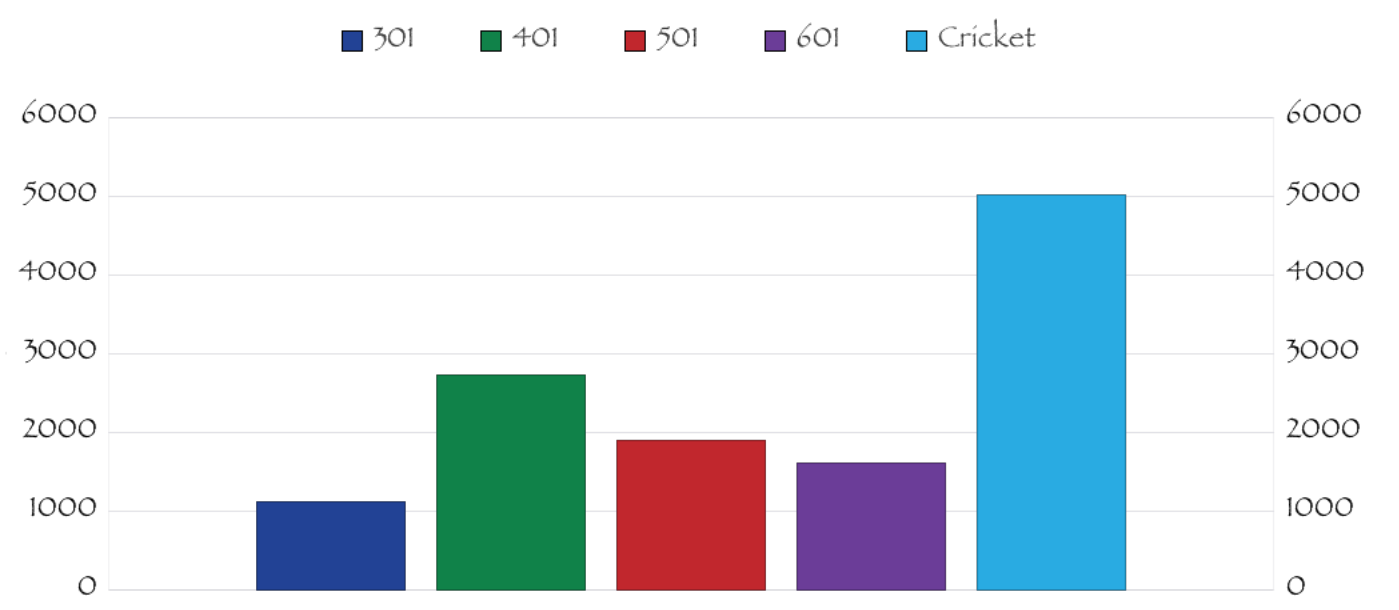
Pitz Stop

Nassau A - Fall 2011

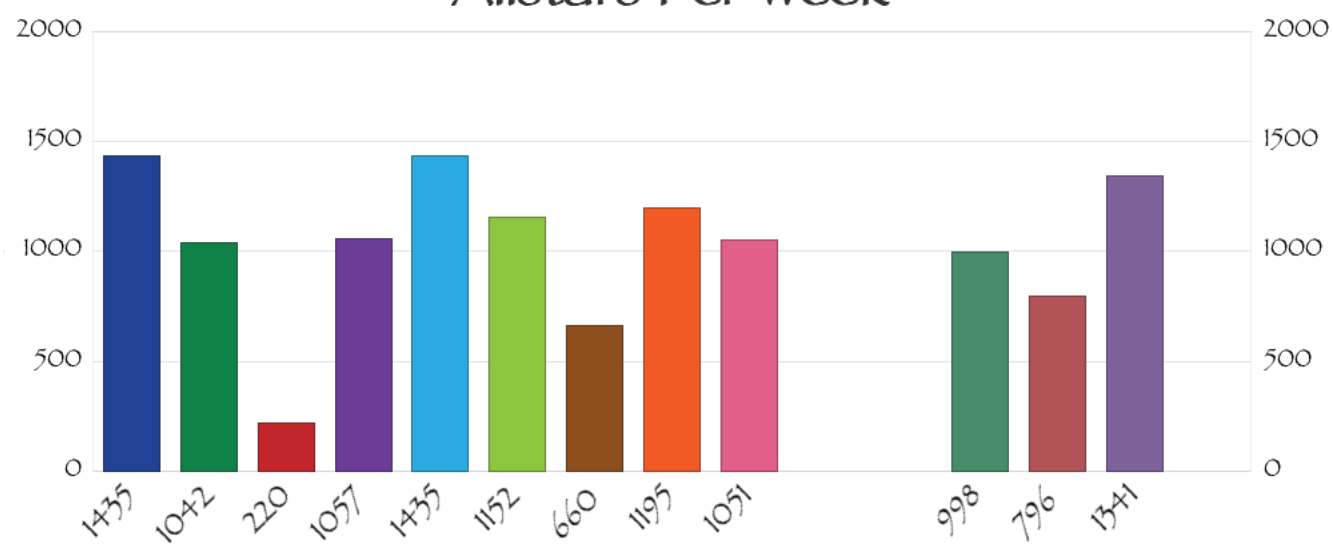
### Wins Per Week



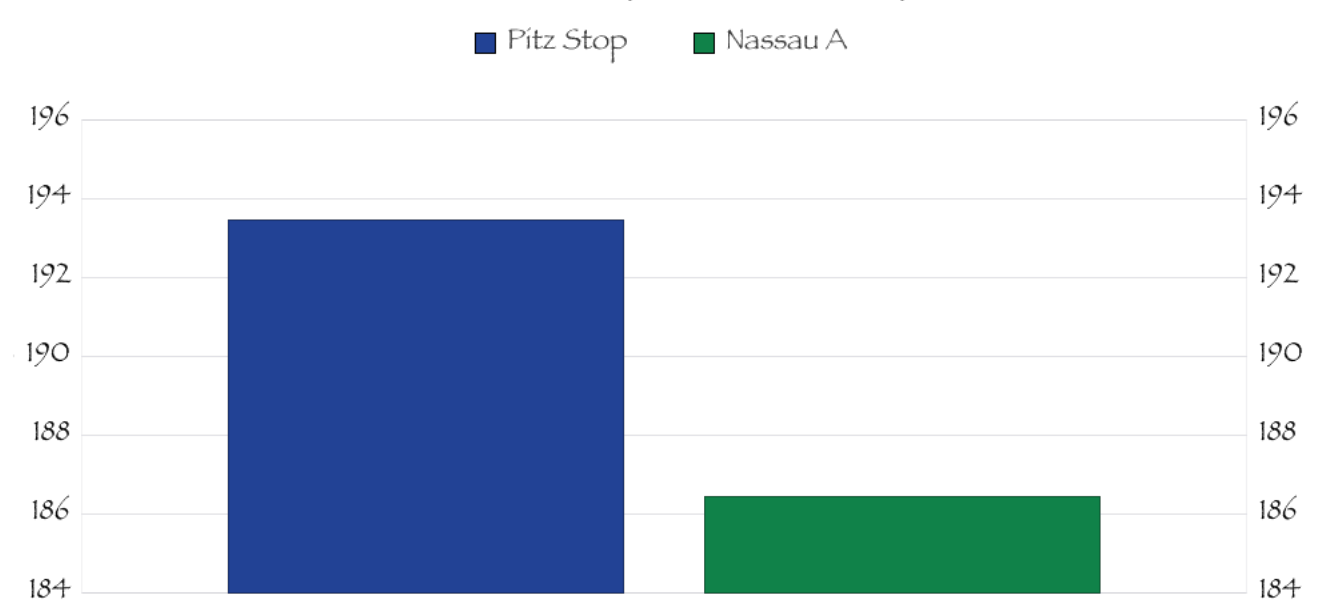
### Total Allstars by Game Type



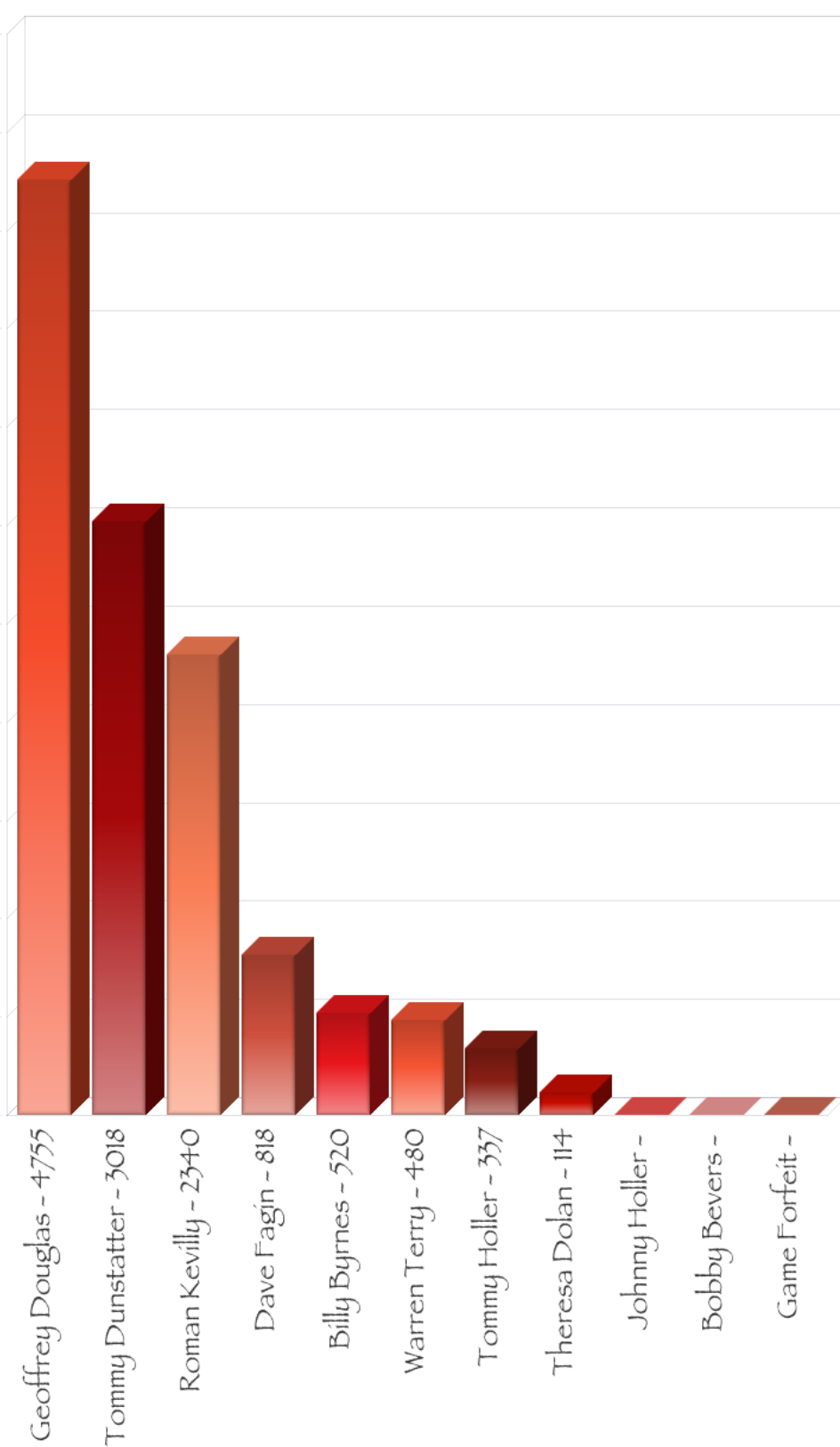
### Allstars Per Week



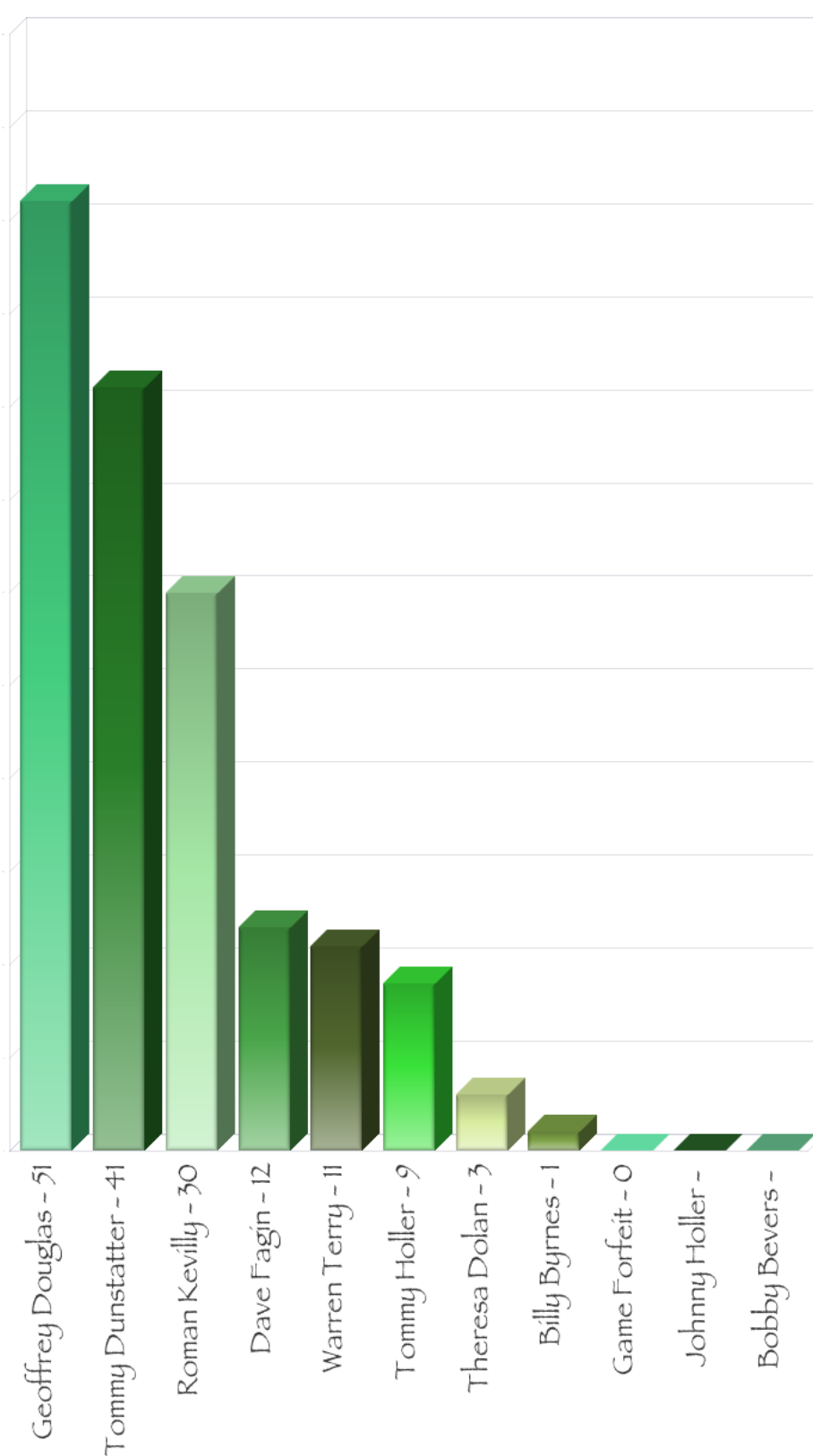
### Average Allstars per Player per Night



### Allstars by Player



### Wins by Player



### MVP Points by Player

