



# Team Profile for:

O'Dowds

Nassau C - Fall 2011

Overall Record
117 ~ 177
39.8%

Home Record
66 ~ 81
44.9%

Record w/Advantage
55 ~ 92
37.4%

'01 Record
69 ~ 113
37.9%

Individual Games
51 ~ 89
36.4%

Away Record
51 ~ 96
34.7%

Record w/o Advantage
62 ~ 85
42.2%

Cricket Record
48 ~ 64
42.9%

Highest Checkout
102

Best Allstar Night
302

'01 Allstar Breakdown						
95-99	100-119	120-139	140-159	160-177	171	180
5	10	4	2	0	0	0

'01 Allstar Total
2080

Highest Open
102

Avg. Allstar Night
45.6

Cricket Allstar Breakdown										
C3	C4	C5	C6	R6	R7	R8	R9	C3+Trip	C4+Trip	
5	0	0	0	5	0	0	0	0	0	

Cricket Allstar Total
1296

## Roster and Records

Name	MVP Pts.	Matches	Overall Record & Allstars	'01 Record & Allstars	Cricket Record & Allstars	Best Open / Checkout / Night / Avg Night
Mark Peponakis	3458.3	9	26 - 15 ( 63.4% ) 841	16 - 9 ( 64.0% ) 601	10 - 6 ( 62.5% ) 240	102 / / 302 / 93.4
Rubin DeJuana	3080.1	9	23 - 15 ( 63.9% ) 595	15 - 6 ( 68.4% ) 235	10 - 7 ( 58.8% ) 360	/ / 240 / 66.1
Rich Sparacio	1896.4	12	19 - 22 ( 46.3% ) 316	11 - 15 ( 42.3% ) 316	8 - 7 ( 53.3% ) 0	/ / 197 / 26.3
Mike Cordanni	1220.0	13	16 - 28 ( 36.4% ) 605	8 - 18 ( 30.8% ) 365	8 - 10 ( 44.4% ) 240	/ / 140 / 46.5
Hennie Weiser	469.9	7	9 - 21 ( 30.0% ) 233	6 - 18 ( 25.0% ) 233	3 - 3 ( 50.0% ) 0	/ / 132 / 33.3
Stephen Parker	390.0	5	5 - 10 ( 33.3% ) 120	3 - 5 ( 37.5% ) 0	2 - 5 ( 28.6% ) 120	/ / 120 / 24.0
Jean	0.0	1	0 - 1 ( 0.0% )	0 - 0 ( 0.0% ) 0	0 - 1 ( 0.0% )	/ / / 0.0
Rich Eckna	-47.8	14	17 - 56 ( 23.3% ) 546	10 - 35 ( 22.2% ) 330	7 - 21 ( 25.0% ) 216	/ / 192 / 39.0
Keith Munnelly	-128.2	2	2 - 9 ( 18.2% ) 120	2 - 5 ( 28.6% ) 0	0 - 4 ( 0.0% ) 120	/ / 120 / 60.0

## Detailed Stats per Game Type

301 Game Stats				
Overall	With Advantage	Without Advantage	Home	Away
7 - 21 25.0%	4 - 10 28.6%	3 - 11 21.4%	2 - 12 14.3%	5 - 9 35.7%
97	97	0	0	97
Average	Breakdown of High Rounds			
0.0	95 - 99	100 - 119	120 - 139	140 - 159
In Wins / In Losses	1 / 0	0 / 0	0 / 0	0 / 0
0.0 / 0.0	Best Game	Best Checkout	Best Open	
		0	0	

401 Game Stats				
Overall	With Advantage	Without Advantage	Home	Away
22 - 34 39.3%	11 - 17 39.3%	11 - 17 39.3%	11 - 17 39.3%	11 - 17 39.3%
1218	533	685	553	665
Average	Breakdown of High Rounds			
0.0	95 - 99	100 - 119	120 - 139	140 - 159
In Wins / In Losses	1 / 7	2 / 1	0 / 0	0 / 0
0.0 / 0.0	Best Game	Best Checkout	Best Open	
		0	0	

501 Game Stats				
Overall	With Advantage	Without Advantage	Home	Away
16 - 40 28.6%	6 - 22 21.4%	10 - 18 35.7%	10 - 22 35.7%	6 - 22 21.4%
468	240	228	328	140
Average	Breakdown of High Rounds			
0.0	95 - 99	100 - 119	120 - 139	140 - 159
In Wins / In Losses	1 / 1	2 / 1	0 / 0	0 / 0
0.0 / 0.0	Best Game	Best Checkout	Best Open	
		0	0	

601 Game Stats				
Overall	With Advantage	Without Advantage	Home	Away
24 - 18 57.1%	9 - 12 42.9%	15 - 6 71.4%	9 - 12 42.9%	15 - 6 71.4%
297	202	95	202	95
Average	Breakdown of High Rounds			
0.0	95 - 99	100 - 119	120 - 139	140 - 159
In Wins / In Losses	1 / 2	0 / 0	0 / 0	0 / 0
0.0 / 0.0	Best Game	Best Checkout	Best Open	
		0	102	

Singles Cricket				
Overall	With Advantage	Without Advantage	Home	Away
22 - 34 39.3%	13 - 15 39.3%	9 - 19 32.1%	16 - 12 57.1%	6 - 22 34.7%
720	480	240	240	480
Avg. Allstar	Breakdown of High Rounds			
12.9	R6	R7	R8	R9
In Wins / In Losses	4 / 0	0 / 0	0 / 0	2 / 0
16.4 / 10.6	C3+Trip's	Best Allstar Game	C4+Trip's	
	0	240	0	

Doubles Cricket				
Overall	With Advantage	Without Advantage	Home	Away
26 - 30 46.4%	2 - 0 100.0%	0 - 1 0.0%	2 - 1 66.7%	0 - 0 0.0%
576	0	0	0	0
Avg. Allstar	Breakdown of High Rounds			
10.3	R6	R7	R8	R9
In Wins / In Losses	1 / 0	0 / 0	0 / 0	3 / 0
9.2 / 11.2	C3+Trip's	Best Allstar Game	C4+Trip's	
	0	120	0	

All Cricket Games				
Overall	With Advantage	Without Advantage	Home	Away
48 - 64 42.9%	25 - 31 44.6%	23 - 33 41.1%	34 - 22 60.7%	14 - 42 25.0%
1296	816	480	576	720
Avg. Allstar	Breakdown of High Rounds			
11.6	R6	R7	R8	R9
In Wins / In Losses	5 / 0	0 / 0	0 / 0	5 / 0
12.5 / 10.9	C3+Trip's	Best Allstar Game	C4+Trip's	
	0	240	0	

All '01 Games				
Overall	With Advantage	Without Advantage	Home	Away
69 - 113 37.9%	30 - 61 33.0%	39 - 52 42.9%	32 - 59 35.2%	37 - 54 40.7%
2080	1072	1008	1083	997
Avg. Allstar	Breakdown of High Rounds			
11.6	95 - 99	100 - 119	120 - 139	140 - 159
In Wins / In Losses	5 / 10	4 / 4	2 / 0	0 / 0
12.5 / 10.9	Best Checkout	Best Open		
	102	102		

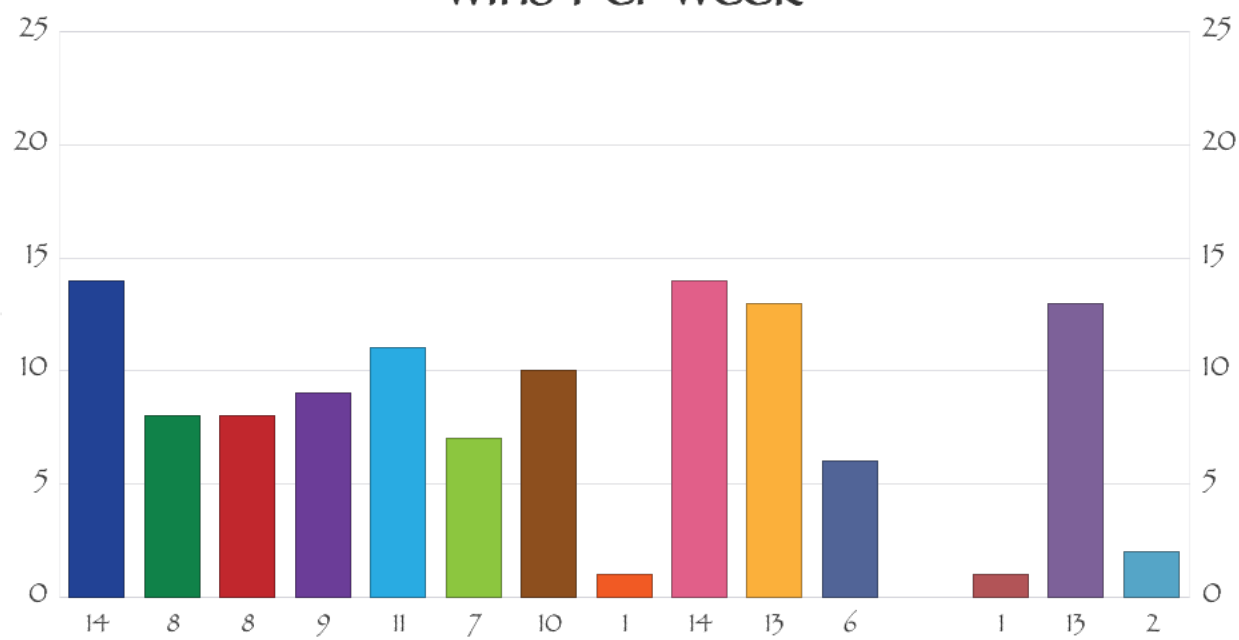


# Team Profile for:

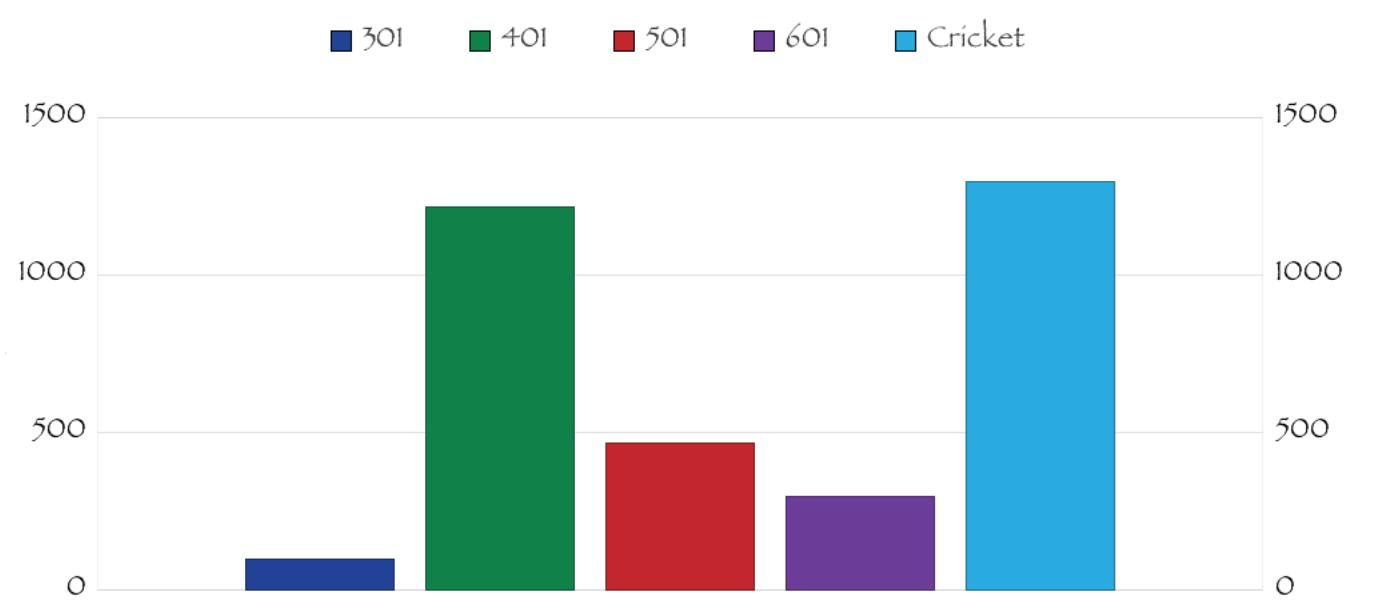
O'Dowds

Nassau C - Fall 2011

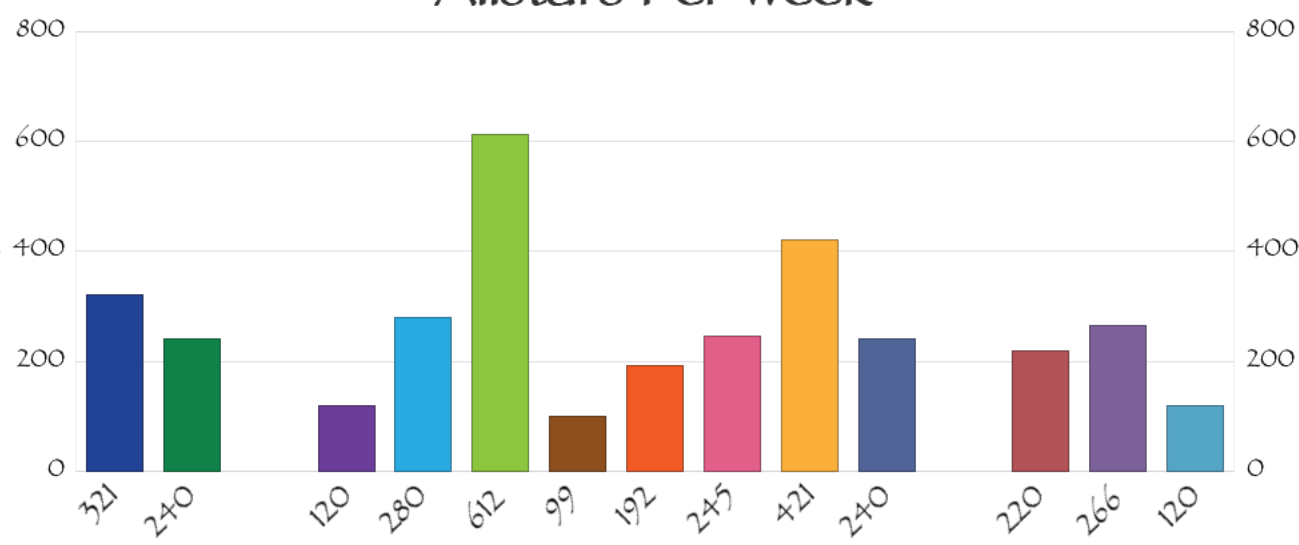
### Wins Per Week



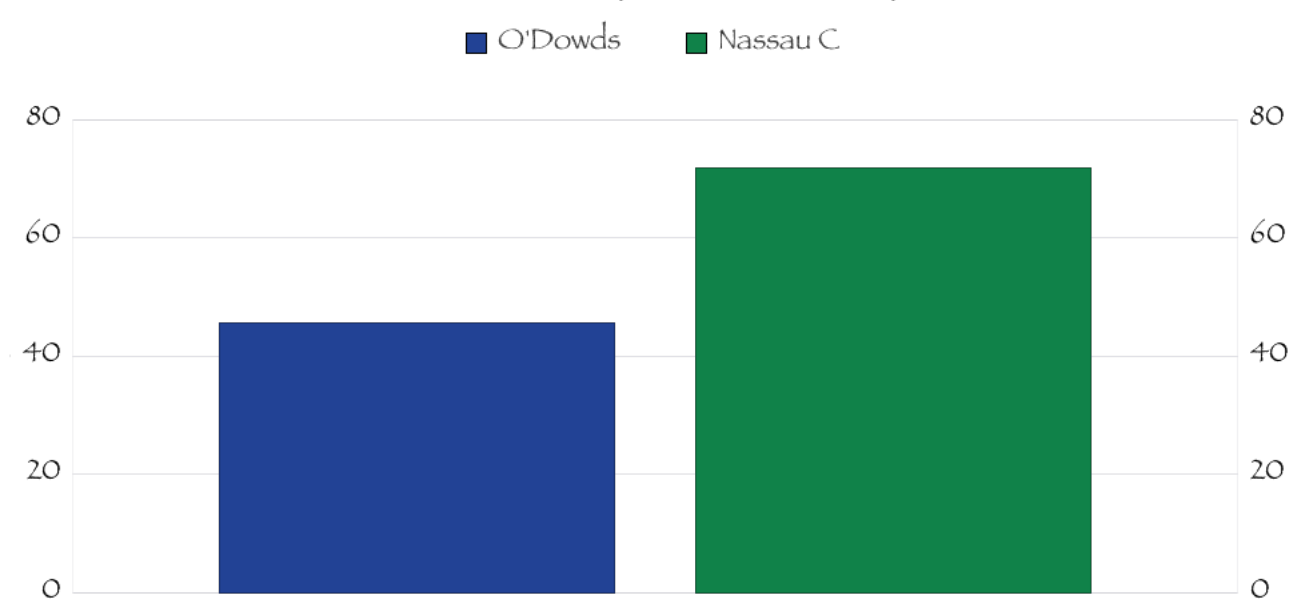
### Total Allstars by Game Type



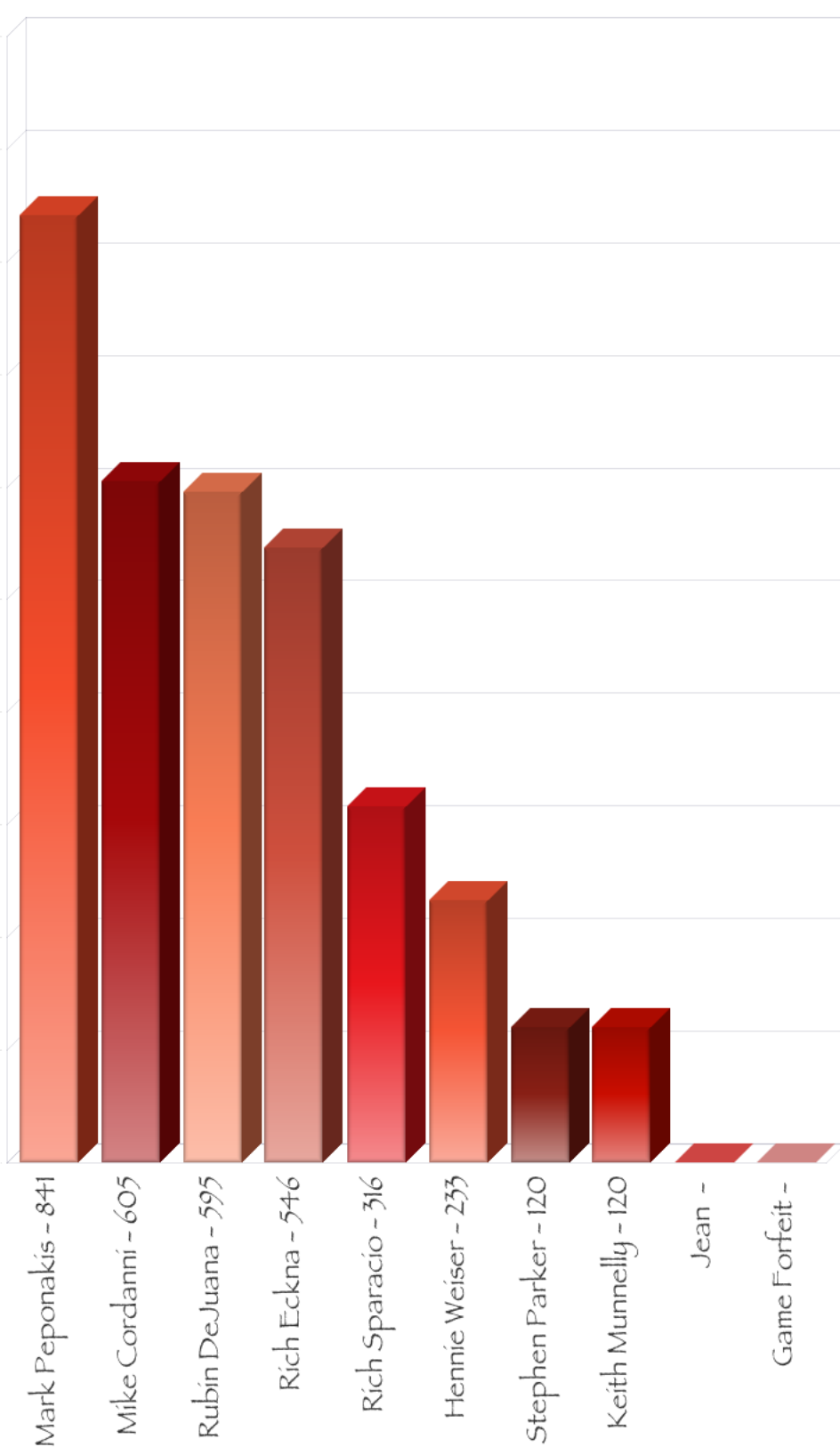
### Allstars Per Week



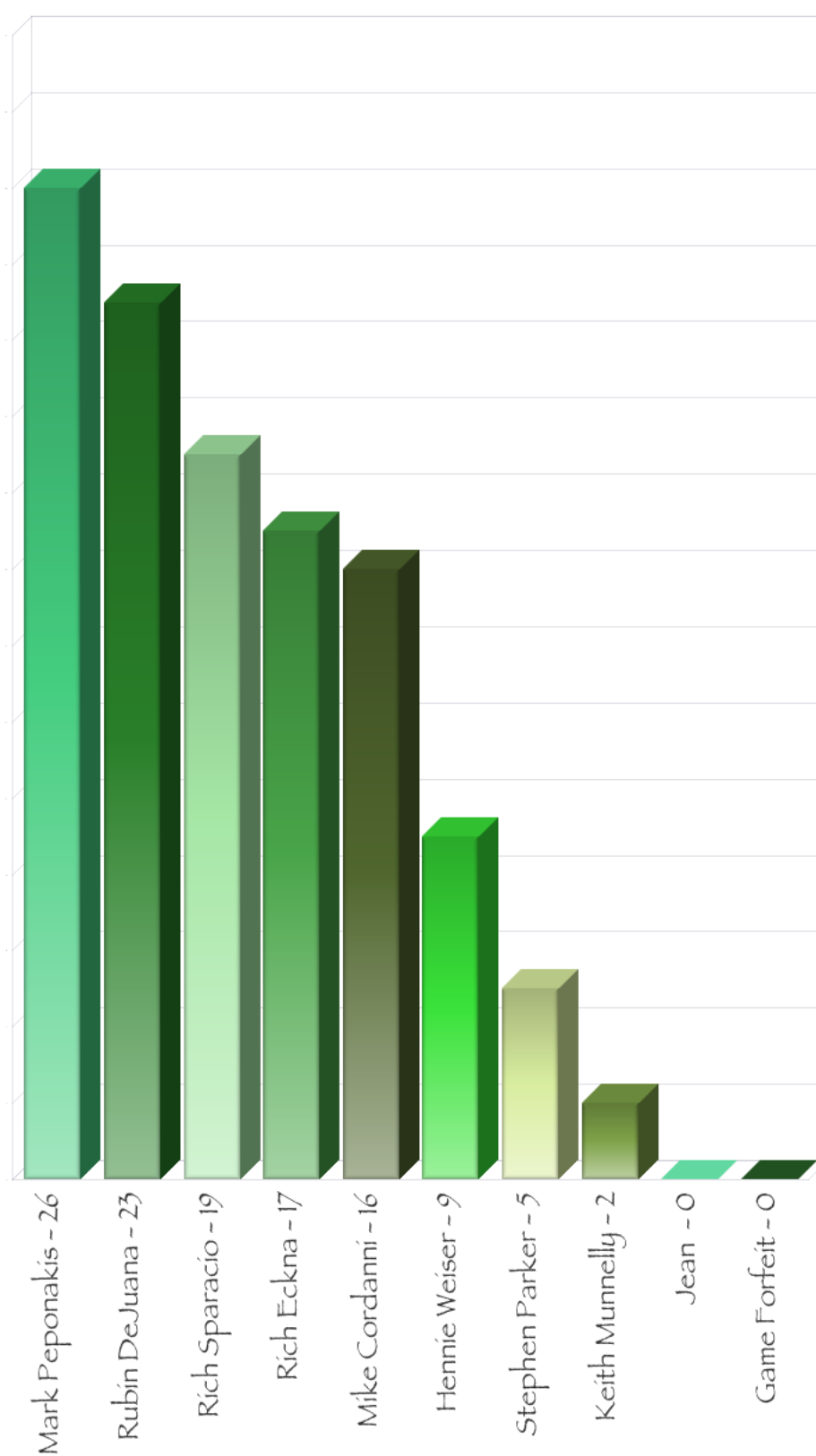
### Average Allstars per Player per Night



### Allstars by Player



### Wins by Player



### MVP Points by Player

