



Team Profile for:

New Hyde Park Elks

Nassau B - Fall 2011

Overall Record
58 ~ 236
19.7%

Home Record
30 ~ 117
20.4%

Record w/Advantage
31 ~ 116
21.1%

'01 Record
42 ~ 140
23.1%

Individual Games
36 ~ 104
25.7%

Away Record
28 ~ 119
19.0%

Record w/o Advantage
27 ~ 120
18.4%

Cricket Record
16 ~ 96
14.3%

Highest Checkout

Best Allstar Night
335

'01 Allstar Breakdown						
95-99	100-119	120-139	140-159	160-177	171	180
8	10	1	4	0	0	0

'01 Allstar Total
2473

Highest Open

Avg. Allstar Night
40.4

Cricket Allstar Breakdown										
C3	C4	C5	C6	R6	R7	R8	R9	C3+Trip	C4+Trip	
4	0	0	0	2	0	0	0	0	0	

Cricket Allstar Total
720

Roster and Records

Name	MVP Pts.	Matches	Overall Record & Allstars	'01 Record & Allstars	Cricket Record & Allstars	Best Open / Checkout / Night / Avg Night
Luke Sheppard	1230.6	13	20 - 41 (32.8%) 1237	14 - 23 (37.8%) 997	6 - 18 (25.0%) 240	/ / 335 / 95.2
Joe Dailey	540.5	6	9 - 17 (34.6%) 478	5 - 10 (33.3%) 238	4 - 7 (36.4%) 240	/ / 260 / 79.7
Todd Hernandez	-30.0	3	1 - 6 (14.3%) 140	1 - 4 (20.0%) 140	0 - 2 (0.0%) 0	/ / 140 / 46.7
Lubona Sheppard	-69.7	13	12 - 44 (21.4%) 958	9 - 27 (25.0%) 718	3 - 17 (15.0%) 240	/ / 221 / 75.7
Mike Koppel	-275.0	13	6 - 34 (15.0%)	5 - 20 (20.0%) 0	1 - 14 (6.7%) 0	/ / / 0.0
Chrissy Hogue	-339.3	10	3 - 25 (10.7%) 100	1 - 14 (6.7%) 100	2 - 11 (15.4%) 0	/ / 100 / 10.0
Betty Silverston	-720.5	10	4 - 34 (10.5%) 280	4 - 22 (15.4%) 280	0 - 12 (0.0%) 0	/ / 140 / 28.0
Mike Kilby	-850.0	11	3 - 35 (7.9%)	3 - 20 (13.0%) 0	0 - 15 (0.0%) 0	/ / / 0.0

Detailed Stats per Game Type

301 Game Stats							
Overall	With Advantage	Without Advantage	Home	Away			
11 - 17 39.3%	7 - 7 50.0%	4 - 10 28.6%	6 - 8 42.9%	5 - 9 35.7%			
315	315	0	104	211			
Average	Breakdown of High Rounds						
69.5	95 - 99	100 - 119	120 - 139	140 - 159	160 - 179	171's	180's
In Wins / In Losses	0 / 3	0 / 0	0 / 0	0 / 0	0 / 0	0 / 0	0 / 0
69.5 / 0.0	Best Game	Best Checkout	Best Open				
	13	0	0				

401 Game Stats							
Overall	With Advantage	Without Advantage	Home	Away			
15 - 41 26.8%	5 - 23 17.9%	10 - 18 35.7%	9 - 19 32.1%	6 - 22 21.4%			
1434	579	855	660	774			
Average	Breakdown of High Rounds						
0.0	95 - 99	100 - 119	120 - 139	140 - 159	160 - 179	171's	180's
In Wins / In Losses	4 / 5	1 / 3	0 / 0	0 / 0	0 / 0	0 / 0	0 / 0
0.0 / 0.0	Best Game	Best Checkout	Best Open				
		0	0				

501 Game Stats							
Overall	With Advantage	Without Advantage	Home	Away			
10 - 46 17.9%	4 - 24 14.3%	6 - 22 21.4%	6 - 24 21.4%	4 - 24 14.3%			
429	429	0	429	0			
Average	Breakdown of High Rounds						
0.0	95 - 99	100 - 119	120 - 139	140 - 159	160 - 179	171's	180's
In Wins / In Losses	3 / 0	0 / 0	1 / 0	0 / 0	0 / 0	0 / 0	0 / 0
0.0 / 0.0	Best Game	Best Checkout	Best Open				
		0	0				

601 Game Stats							
Overall	With Advantage	Without Advantage	Home	Away			
6 - 36 14.3%	3 - 18 14.3%	3 - 18 14.3%	3 - 18 14.3%	3 - 18 14.3%			
295	0	295	0	295			
Average	Breakdown of High Rounds						
0.0	95 - 99	100 - 119	120 - 139	140 - 159	160 - 179	171's	180's
In Wins / In Losses	1 / 2	0 / 0	0 / 0	0 / 0	0 / 0	0 / 0	0 / 0
0.0 / 0.0	Best Game	Best Checkout	Best Open				
		0	0				

Singles Cricket								
Overall	With Advantage	Without Advantage	Home	Away				
10 - 46 17.9%	6 - 22 17.9%	4 - 24 14.3%	4 - 24 14.3%	6 - 22 19.0%				
480	480	0	0	480				
Avg. Allstar	Breakdown of High Rounds							
8.6	R6	R7	R8	R9	C3	C4	C5	C6
In Wins / In Losses	1 / 0	0 / 0	0 / 0	3 / 0	0 / 0	0 / 0	0 / 0	0 / 0
12.0 / 7.8	C3+Trip's	Best Allstar Game		C4+Trip's				
	0	120		0				

Doubles Cricket								
Overall	With Advantage	Without Advantage	Home	Away				
6 - 50 10.7%	2 - 7 22.2%	0 - 8 0.0%	1 - 8 11.1%	1 - 7 12.5%				
240	120	120	0	240				
Avg. Allstar	Breakdown of High Rounds							
4.3	R6	R7	R8	R9	C3	C4	C5	C6
In Wins / In Losses	1 / 0	0 / 0	0 / 0	1 / 0	0 / 0	0 / 0	0 / 0	0 / 0
0.0 / 4.8	C3+Trip's	Best Allstar Game		C4+Trip's				
	0	120		0				

All Cricket Games								
Overall	With Advantage	Without Advantage	Home	Away				
16 - 96 14.3%	12 - 44 21.4%	4 - 52 7.1%	6 - 50 10.7%	10 - 46 17.9%				
720	600	120	0	720				
Avg. Allstar	Breakdown of High Rounds							
6.4	R6	R7	R8	R9	C3	C4	C5	C6
In Wins / In Losses	2 / 0	0 / 0	0 / 0	4 / 0	0 / 0	0 / 0	0 / 0	0 / 0
7.5 / 6.3	C3+Trip's	Best Allstar Game		C4+Trip's				
	0	120		0				

All '01 Games							
Overall	With Advantage	Without Advantage	Home	Away			
42 - 140 23.1%	19 - 72 20.9%	23 - 68 25.3%	24 - 67 26.4%	18 - 73 19.8%			
2473	1323	1150	1193	1280			
Avg. Allstar	Breakdown of High Rounds						
	95 - 99	100 - 119	120 - 139	140 - 159	160 - 179	171's	180's
	8 / 10	1 / 1	4 / 0	0 / 0	0 / 0	0 / 0	0 / 0
	Best Checkout		Best Open				

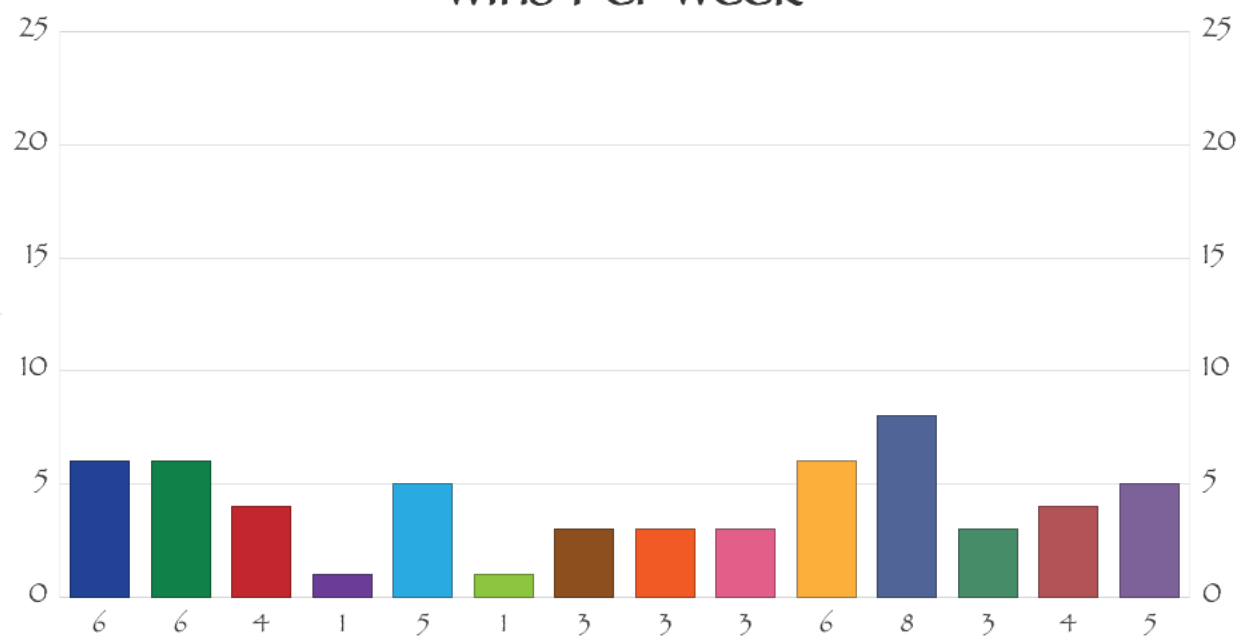


Team Profile for:

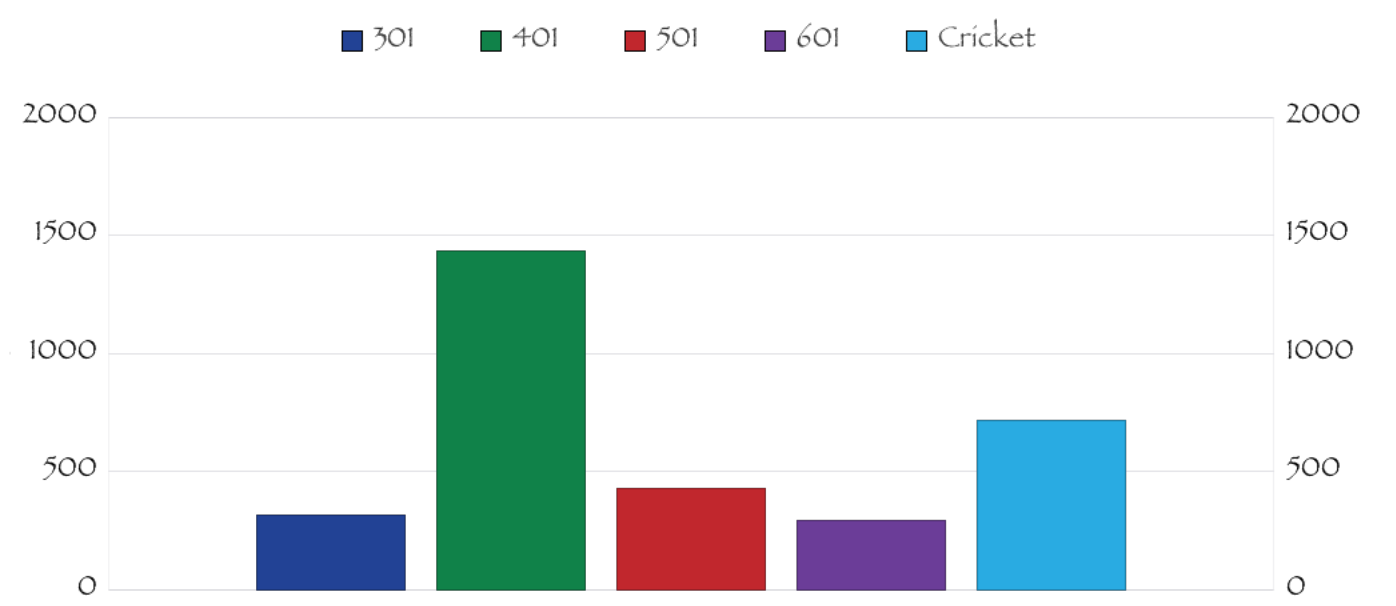
New Hyde Park Elks

Nassau B - Fall 2011

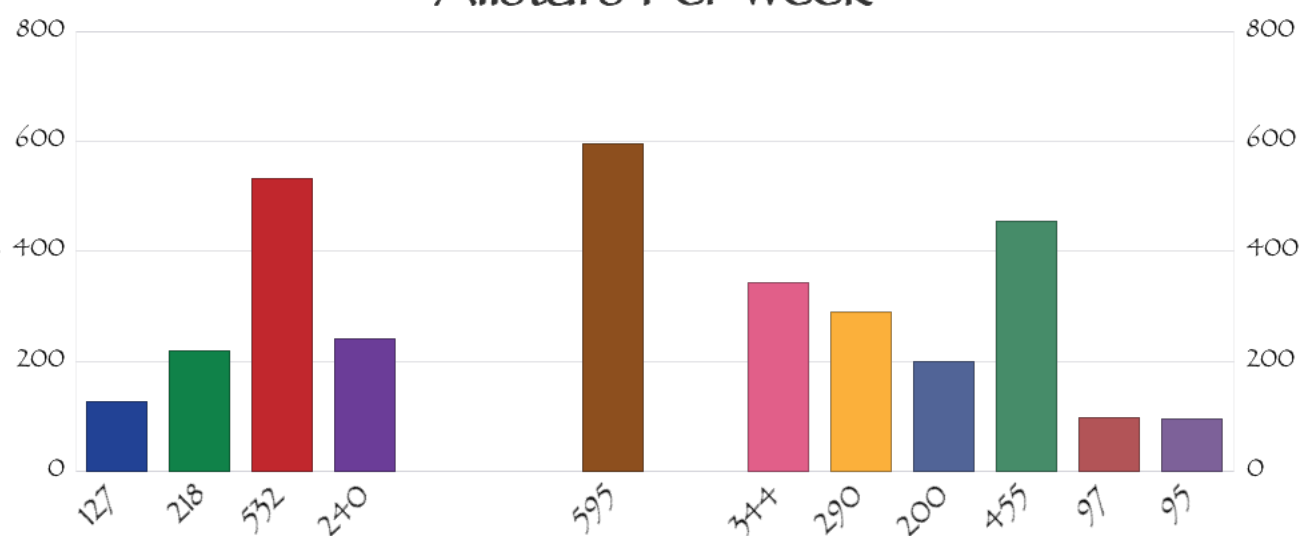
Wins Per Week



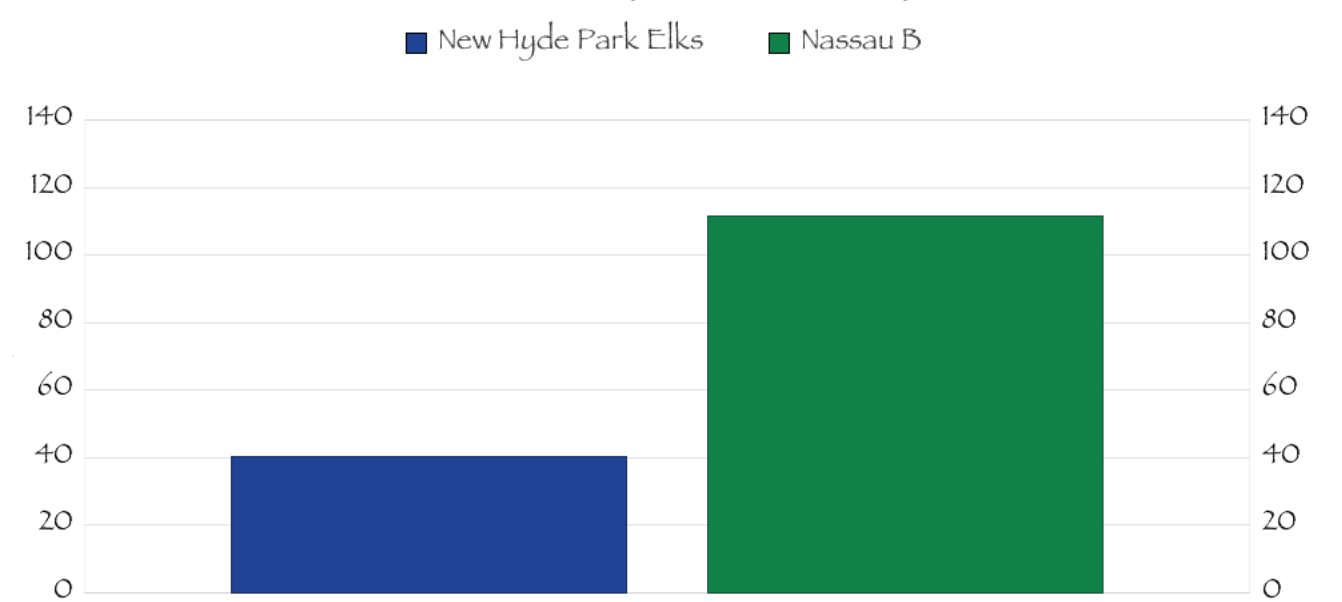
Total Allstars by Game Type



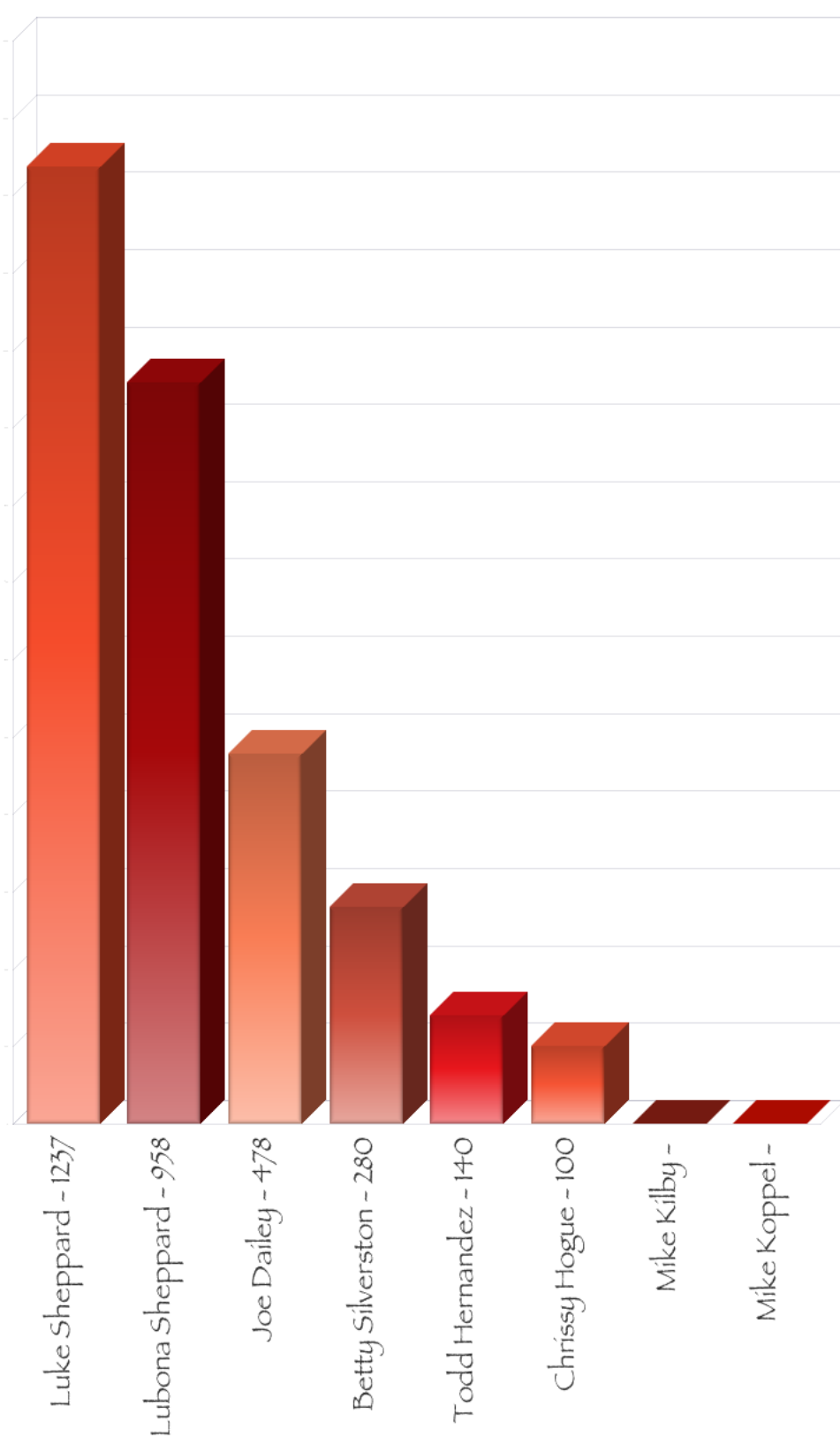
Allstars Per Week



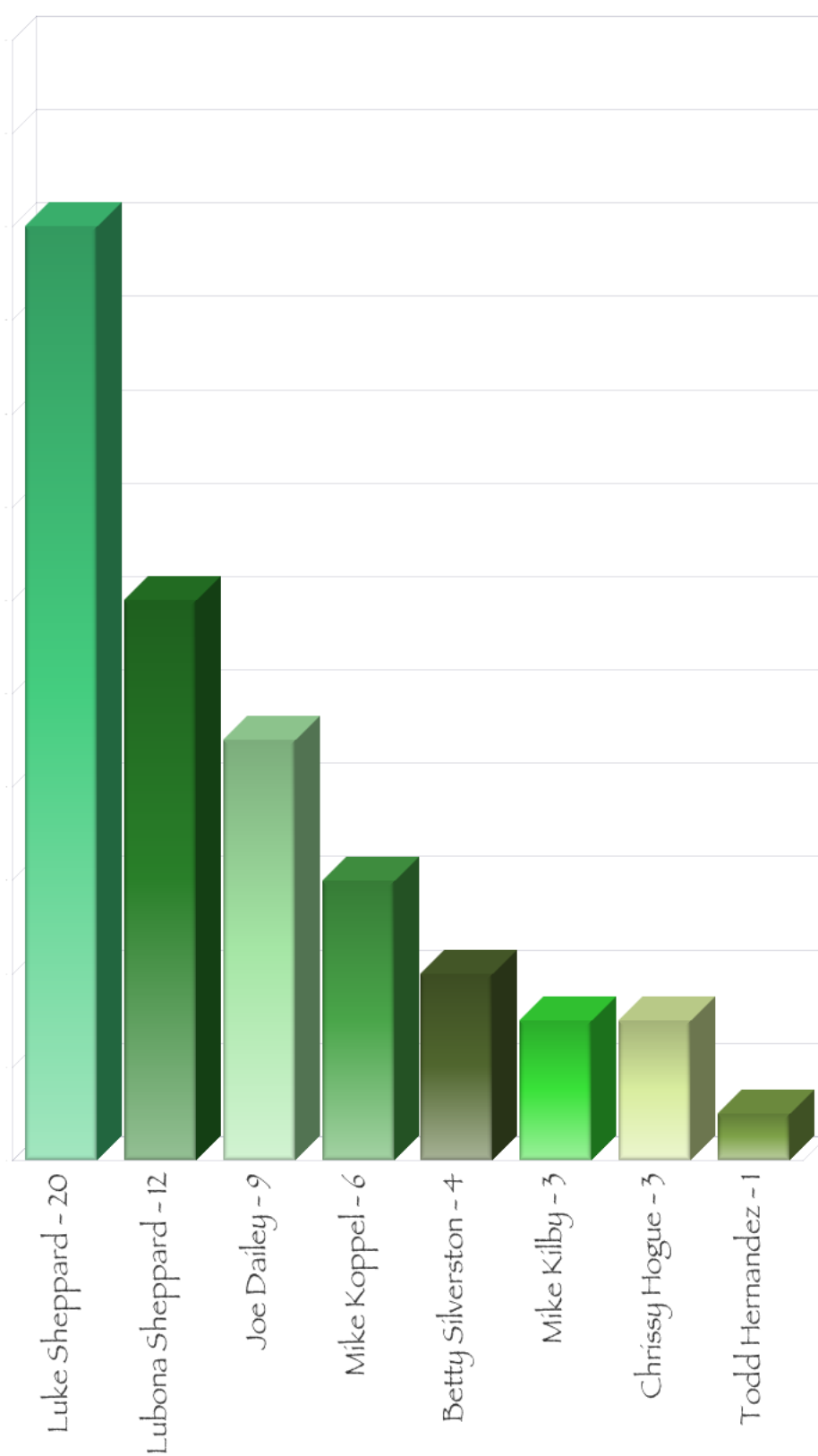
Average Allstars per Player per Night



Allstars by Player



Wins by Player



MVP Points by Player

